

OPPORTUNITIES



PAC-10 CONFERENCE STAFF DIRECTORY

1350 Treat Boulevard, Suite 500
Walnut Creek, CA 94597-8853

Phone: (925) 932-4411 • Fax: (925) 932-4601

COMMISSIONER

Larry Scott

ASSOCIATE COMMISSIONER

ADMINISTRATION & WOMEN'S BASKETBALL ADMIN
Christine Hoyles

ASSOCIATE COMMISSIONER

COMMUNICATIONS AND FOOTBALL ADMIN
Jim Muldoon

ASSOCIATE COMMISSIONER

ELECTRONIC COMMUNICATIONS
Duane Lindberg

ASSOCIATE COMMISSIONER

COMPLIANCE
Mike Matthews

ASSOCIATE COMMISSIONER

BUSINESS & FINANCE
Scott Sabatino

ASSOCIATE COMMISSIONER

GOVERNANCE AND ENFORCEMENT
Ron Barker

ASSOCIATE COMMISSIONER

OLYMPIC SPORTS & STUDENT-ATHLETE PROGRAMS
Chris Dawson

ASSISTANT COMMISSIONER

COMMUNICATIONS AND MEN'S BASKETBALL ADMIN
Dave Hirsch

ASSISTANT COMMISSIONER

COMMUNICATIONS
Natalia Ciccone

ASSISTANT COMMISSIONER

GOVERNANCE AND ENFORCEMENT
Tammy Newman

ASSISTANT COMMISSIONER

COMPLIANCE
Erik Price

ASSISTANT COMMISSIONER

CHAMPIONSHIPS
Heather Perry

ASSISTANT COMMISSIONER

BUSINESS AND FINANCE
Kathy Lynch

ASSISTANT COMMISSIONER

OFFICE MANAGEMENT
Pat Cesnik

DIRECTOR OF VIDEO AND INTERNET OPERATIONS

Kristina Case

ASSISTANT DIRECTOR OF BUSINESS AND FINANCE

Lina Diaz

COORDINATOR OF VOLLEYBALL OFFICIATING

Charlie Brown

COMMUNICATIONS INTERNS

Rachel Caton, Victor Rodriguez

ADMINISTRATIVE FELLOW

Nicole Goyette

CHAMPIONSHIPS PROGRAMS MANAGER

Kris Berndt

HISTORIAN

Wiles Hallock

ADMINISTRATIVE ASSISTANTS

Pat Ricks, Wendy Heredia, Michelle Zumalt

The Pacific-10 Conference continues to uphold its tradition as the "Conference of Champions"®, claiming an incredible 166 NCAA team titles over the past 19 years, including 11 in 2008-09, averaging nearly nine championships per academic year. Even more impressive has been the breadth of the Pac-10's success, with championships coming in 26 different men's and women's sports. The Pac-10 has led the nation in NCAA Championships in 43 of the last 49 years and finished second five times.

Spanning nearly a century of outstanding athletics achievements, the Pac-10 has captured 380 NCAA titles (261 men's, 119 women's), far outdistancing the runner-up Big Ten Conference's 222 titles.

The Conference's reputation is further proven in the annual Learfield Sports Directors' Cup competition, the prestigious award that honors the best overall collegiate athletics programs in the country. STANFORD won its 15th-consecutive Directors' Cup in 2008-09, continuing its remarkable run. Eight of the top 25 Division I programs were Pac-10 member institutions: No. 1 STANFORD, No. 4 USC, No. 7 CALIFORNIA, No. 11 WASHINGTON, No. 12 ARIZONA STATE, No. 16 UCLA, No. 22 OREGON and No. 24 ARIZONA. The Pac-10 landed three programs in the top-10, one more than the second-place ACC, Big Ten and SEC (2).

The Pac-10 captured a nation's-best 11 NCAA titles in 2008-09. The total does not include a national title in men's rowing, which WASHINGTON claimed by taking top honors at the IRA Championships Regatta. Men's rowing is not a NCAA event.

Seven of the 10 Conference institutions claimed NCAA team titles in 2008-09. NCAA team champions came from ARIZONA STATE (women's golf), CALIFORNIA (women's swimming), OREGON (men's cross country, men's indoor track & field), UCLA (women's water polo), STANFORD (men's gymnastics, women's rowing), USC (men's tennis, men's water polo) and WASHINGTON (women's cross country, softball). The Pac-10 also had runners-up in nine NCAA Championship events: women's cross country (OREGON), women's volleyball (STANFORD), women's water polo (USC), men's volleyball (USC), women's tennis (CALIFORNIA), women's golf (UCLA), women's rowing (CALIFORNIA), men's and women's outdoor track & field (OREGON). The Pac-10 also earned a runner-up finish at the IRA men's rowing championship (CALIFORNIA). Overall, the conference had 26 teams finish in the top four at NCAA Championship events.

Participation in the postseason was a common occurrence for the Pac-10 in 2008-09. Of the 22 sports sponsored by the Conference, 18 witnessed at least half its teams participating in NCAA or other postseason action. The men sent 63 of a possible 93 teams into the postseason (67.7 percent), while the women sent 65 of a possible 101 teams (64.4 percent).

On the men's side, Pac-10 members have won 261 NCAA team championships, far ahead of the 200 claimed by the runner-up Big Ten. Men's NCAA crowns have come at a phenomenal rate for the Pac-10 - 15 basketball titles by five schools (more than any other conference), 50 tennis titles, 44 outdoor track & field crowns, and 26 baseball titles. Pac-10 members have won 24 of the last 40 NCAA titles in volleyball, 35 of the last 50 in water polo, and 21 in swimming & diving national championships.

Individually, the Conference has produced an impressive number of NCAA men's individual champions, as well, boasting 1,169 individual crowns.

On the women's side, the story is much the same. Since the NCAA began conducting women's championships 28 years ago, Pac-10 members have claimed at least four national titles in a single season on 20 occasions, including 2008-09. Overall, the Pac-10 has captured 119 NCAA women's titles, easily outdistancing the SEC, which is second with 74. Pac-10 members have dominated a number of sports, winning 21 softball titles, 18 tennis crowns, 13 of the last 19 volleyball titles, 13 of the last 20 trophies in golf and 11 in swimming & diving.

Pac-10 women athletes shine nationally on an individual basis, as well, having captured an unmatched 525 NCAA individual crowns, an average of more than 18 championships per season.

The roots of the Pacific-10 Conference date back over 90 years to December 2, 1915, when the Pacific Coast Conference (PCC) was founded at a meeting at the Oregon Hotel in Portland, Ore. The original membership consisted of four schools - the University of California at Berkeley, the University of Washington, the University of Oregon, and Oregon State College (now Oregon State University). All still are charter members of the Conference.

Pacific Coast Conference play began in 1916 and, one year later, Washington State College (now Washington State University) was accepted into the league, with Stanford University following in 1918.

In 1922, the PCC expanded to eight teams with the admission of the University of Southern California (USC) and the University of Idaho. In 1924, the University of Montana joined the league roster, and in 1928, the PCC grew to 10 members with the addition of UCLA.


The Pacific Coast Conference competed as a 10-member league until 1950, with the exception of 1943-45 when World War II curtailed intercollegiate athletic competition to a minimum. During that time, the league's first commissioner was named. Edwin N. Atherton was Commissioner in 1940 and was succeeded by Victor O. Schmidt in 1944. In 1950, Montana resigned from the Conference and joined the Mountain States Conference. The PCC continued as a nine-team Conference through 1958.

In 1959, the PCC was dissolved and the Athletic Associates of Western Universities was formed and Thomas J. Hamilton was appointed Commissioner of the new league. The original AAWU membership included California, Stanford, Southern California, UCLA and Washington. Washington State joined the membership in 1962, while Oregon and Oregon State joined in 1964. Under Hamilton's watch, the name Pacific-8 Conference was adopted in 1968. In 1971, Wiles Hallock took over as Commissioner of the Pac-8.

Ten years later, on July 1, 1978, the University of Arizona and Arizona State University were admitted to the league and the Pacific-10 Conference became a reality. In 1986-87, the league took on a new look, expanding to include 10 women's sports. Thomas C. Hansen was named the Commissioner of the Pac-10 in 1983, a role he would hold for 26 years until 2009. Hansen was succeeded by current Commissioner Larry Scott, who took on the new role in July 2009.

Currently, the Pac-10 sponsors 11 men's sports and 11 women's sports. Additionally, the Conference is a member of the Mountain Pacific Sports Federation (MPSF) in four other men's sports and three women's sports.

The Pacific-10 Conference offices are located 25 miles east of San Francisco in Walnut Creek, Calif.



2008 PACIFIC-10 CONFERENCE WOMEN'S VOLLEYBALL STANDINGS

	CONFERENCE					OVERALL					
	W	L	PCT	H	A	W	L	PCT	H	A	N
Stanford ^{1,2,3}	17	1	.944	8-1	9-0	31	4	.886	13-1	11-1	7-2
Washington ²	15	3	.833	7-2	8-1	27	5	.844	15-2	9-2	3-1
California ²	13	5	.722	7-2	7-2	26	7	.788	14-2	7-5	5-0
Oregon ²	11	7	.611	7-2	4-5	25	9	.735	13-2	6-6	6-1
UCLA ²	9	9	.500	5-4	4-5	22	11	.667	8-4	10-6	4-1
USC ²	9	9	.500	7-2	2-7	17	12	.586	12-3	3-7	2-2
Arizona	6	12	.333	6-3	0-9	16	14	.533	11-4	2-10	3-0
Arizona State	4	14	.222	3-6	1-8	13	18	.419	7-7	3-9	3-2
Oregon State	3	15	.167	2-7	1-8	14	17	.452	6-9	3-8	5-0
Washington State	3	15	.167	2-7	1-8	10	19	.345	6-8	2-9	2-2

1 - Pac-10 Champion 2 - NCAA Tournament 3 - NCAA Runner-Up

2008 PACIFIC-10 INDIVIDUAL AND TEAM STATISTICAL LEADERS

HITTING PERCENTAGE

1. Foluke Akinradewo, Stanford	.457
2. Jessica Swarbrick, Washington	.427
3. Neticia Enesi, Oregon	.389
4. Janet Okogbaa, Stanford	.378
5. Mindi Wiley, California	.337
6. Amanda Gil, UCLA	.327
7. Stephanie Snow, Arizona	.325
8. Kristen Forristall, Oregon	.324
9. Lauren Williams, USC	.323
10. Am'ra Solomon, California	.309

KILLS PER SET

1. Rachel Rourke, Oregon State	4.44
2. Hana Cutura, California	4.34
3. Gorana Maricic, Oregon	4.15
4. Sarah Reaves, Arizona State	4.14
5. Becky Perry, Washington	3.77
6. Alix Klineman, Stanford	3.61
7. Cynthia Barboza, Stanford	3.49
8. Margie Giordano, Arizona State	3.33
9. Tiffany Owens, Arizona	3.30
10. Alex Jupiter, USC	3.24

ASSISTS PER SET

1. Jenna Hagglund, Washington	12.17
2. Carli Lloyd, California	12.00
3. Nevena Djordjevic, Oregon	11.58
4. Nellie Spicer, UCLA	10.77
5. Paige Weber, Arizona	10.58
6. Marina Mercer, Arizona State	10.35
7. Camilla Ah-Hoy, Oregon State	10.21
8. Taylor Carico, USC	10.09
9. Renee Bordelon, Washington St.	9.76
10. Cassidy Lichtman, Stanford	9.39

SERVICE ACES PER SET

1. Jill Collymore, Washington	0.46
2. Amanda Westrick, Oregon	0.33
3. Hana Cutura, California	0.30
4. Aerial Salvo, Washington	0.28
5. Kristen Kathan, California	0.28
6. Paige Weber, Arizona	0.27
7. Brooke Buringrud, Arizona	0.24
8. Sarah Johnson, Arizona State	0.24
9. Jazmin Machado, UCLA	0.23
10. Kimmee Roleder, USC	0.23

BLOCKS PER SET

1. Foluke Akinradewo, Stanford	1.47
2. Amanda Gil, UCLA	1.46
3. Neticia Enesi, Oregon	1.26
4. Stephanie Snow, Arizona	1.09
5. Mindi Wiley, California	1.09
6. Jessica Swarbrick, Washington	1.06
7. Sonja Markanovich, Arizona St.	1.05

8. Lauren Williams, USC	1.04
9. Katie Camp, UCLA	1.03

DIGS PER SET

1. Tamari Miyashiro, Washington	5.14
2. Katie Swoboda, Oregon	5.03
3. Jessica Fine, UCLA	4.84
4. Kristen Kathan, California	4.23
5. Gabi Ailes, Stanford	4.16
6. Alli Hillgren, USC	4.16
7. Sarah Johnson, Arizona State	4.09
8. Alanna Resch, Arizona	4.01
9. Kelly Hyder, Washington State	3.72
10. Ashley Evans, Oregon State	3.71

POINTS PER SET

1. Hana Cutura, California	4.98
2. Rachel Rourke, Oregon State	4.89
3. Gorana Maricic, Oregon	4.71
4. Sarah Reaves, Arizona State	4.58
5. Becky Perry, Washington	4.19
6. Foluke Akinradewo, Stanford	4.17
7. Alix Klineman, Stanford	4.10
8. Cynthia Barboza, Stanford	3.93
9. Kindra Carlson, Washington	3.81
10. Margie Giordano, Arizona State	3.74

HITTING PERCENTAGE

1. Stanford	.314
2. Washington	.292
3. Oregon	.289
4. California	.287
5. UCLA	.238
6. Arizona	.228
7. USC	.226
8. Oregon State	.208
9. Arizona State	.202
10. Washington State	.181

OPPONENT HITTING PERCENTAGE

1. Stanford	.164
2. California	.180
3. UCLA	.180
4. Washington	.186
5. Oregon	.194
6. Arizona	.197
7. USC	.210
8. Arizona State	.224
9. Oregon State	.226
10. Washington State	.247

KILLS PER SET

1. California	14.88
2. Stanford	14.67
3. Oregon	14.64

4. Washington	14.24
---------------	-------

5. UCLA	13.66
----------------	--------------

6. USC	13.34
--------	-------

7. Arizona	12.92
------------	-------

8. Arizona State	12.84
------------------	-------

9. Oregon State	12.72
-----------------	-------

10. Washington State	11.98
----------------------	-------

ASSISTS PER SET

1. California	13.83
---------------	-------

2. Stanford	13.69
-------------	-------

3. Oregon	13.41
-----------	-------

4. Washington	13.29
---------------	-------

5. UCLA	12.69
----------------	--------------

6. USC	12.56
--------	-------

7. Arizona	11.84
------------	-------

8. Oregon State	11.82
-----------------	-------

9. Arizona State	11.60
------------------	-------

10. Washington State	11.27
----------------------	-------

SERVICE ACES PER SET

1. Oregon	1.38
-----------	------

2. Washington	1.32
---------------	------

3. Arizona	1.15
------------	------

4. California	1.15
---------------	------

5. Oregon State	1.08
-----------------	------

6. USC	1.07
--------	------

7. UCLA	1.05
----------------	-------------

8. Arizona State	0.94
------------------	------

9. Stanford	0.92
-------------	------

10. Washington State	0.75
----------------------	------

BLOCKS PER SET

1. UCLA	2.72
----------------	-------------

2. Stanford	2.71
-------------	------

3. Arizona	2.59
------------	------

4. Oregon	2.58
-----------	------

5. California	2.57
---------------	------

6. USC	2.50
--------	------

7. Arizona State	2.44
------------------	------

8. Washington	2.30
---------------	------

9. Oregon State	2.18
-----------------	------

10. Washington State	2.05
----------------------	------

DIGS PER SET

1. UCLA	16.32
----------------	--------------

2. Stanford	15.57
-------------	-------

3. Arizona State	15.13
------------------	-------

4. Washington	14.96
---------------	-------

5. Oregon	14.48
-----------	-------

6. Washington State	14.41
---------------------	-------

7. Oregon State	14.03
-----------------	-------

8. Arizona	13.89
------------	-------

9. USC	13.67
--------	-------

10. California	13.34
----------------	-------

2008 ALL-PACIFIC-10 CONFERENCE HONORS

PLAYER OF THE YEAR

Foluke Akinradewo, Stanford

FRESHMAN OF THE YEAR

Amanda Gil, UCLA

COACH OF THE YEAR

John Dunning, Stanford

FIRST TEAM

Nellie Spicer, UCLA, S, Sr.

Foluke Akinradewo, Stanford, MB, Sr.

Cynthia Barboza, Stanford, OH, Sr.

Hana Cutura, California, OH, Jr.

Neticia Enesi, Oregon, MB, Jr.

Jessica Gysin, USC, OH, Jr.

Alix Klineman, Stanford, OH, So.

Carli Lloyd, California, S, So.

Gorana Maricic, Oregon, OH, Sr.

Tamari Miyashiro, Washington, L, Jr.

Sonja Newcombe, Oregon, OH, Jr.

Becky Perry, Washington, OH, So.

Rachel Rourke, Oregon State, OH, Jr.

Jessica Swarbrick, Washington, MB, Sr.

HONORABLE MENTION

Ali Daley, UCLA, OH, Sr.

Jessica Fine, UCLA, L, Sr.

Amanda Gil, UCLA, MB, Fr.

Taylor Carico, USC, S, Jr.

Kindra Carlson, Washington, MB/OH, So.

Jenna Hagglund, Washington, S, So.

Alli Hillgren, USC, L, Jr.

Cassidy Lichtman, Stanford, OH/S, So.

Tiffany Owens, Arizona, OH, So.

Sarah Reaves, Arizona State, OH, So.

Kimmee Roleder, USC, OH, So.

Aerial Salvo, Washington, OH, Jr.

Am'ra Solomon, California, OH, Sr.

Katie Swoboda, Oregon, L, Sr.

Mindi Wiley, California, MB, Jr.

Lauren Williams, USC, MB, Fr.

ALL-FRESHMAN TEAM

Katie Camp, UCLA, MB

Amanda Gil, UCLA, MB

Shannon Hawari, California, MB

Alex Jupiter, USC, OH

Tarah Murrey, California, OH

Bianca Rowland, Washington, MB/OH

Lauren Williams, USC, MB

ALL-FRESHMAN HONORABLE MENTION TEAM

Sara Sage, UCLA, MB

Dana Hutchinson, Arizona, OH

Courtney Karst, Arizona, MB

Sonja Markanovich, Arizona State, MB

PAC-10 PLAYERS OF THE WEEK

Sept. 2 Carli Lloyd, California

Sept. 8 Foluke Akinradewo, Stanford

Sept. 15 Alix Klineman, Stanford

Sept. 22 Rachel Rourke, Oregon State

Sept. 29 Jessica Swarbrick, Washington

Oct. 6 Sonja Newcombe, Oregon

Oct. 13 Jenna Hagglund, Washington

Oct. 20 Carli Lloyd, California

Oct. 27 Cynthia Barboza, Stanford

Nov. 3 Neticia Enesi, Oregon

Nov. 10 Foluke Akinradewo, Stanford

Nov. 17 Cynthia Barboza, Stanford

Nov. 24 Tiffany Owens, Arizona

Dec. 1 Ali Daley, UCLA



Non-Conference Opponents

Santa Clara

Friday, Aug. 28 • Honolulu, Hawaii • 8 p.m. PT

GENERAL INFORMATION

Location	Santa Clara, Calif.
Founded/Enrollment	1851/8,377
Nickname/Colors	Broncos/Red and White
Conference	West Coast
President	Rev. Michael Engh S.J.
Athletic Director	Dan Coonan

SPORTS INFORMATION

Women's Volleyball SID	Sabrina Polidoro
Office Phone/Fax	(408) 554-4659/(408) 554-6942
E-mail	spolidoro@scu.edu
Website	www.santaclarabroncos.com
Mailing Address	500 El Camino Real, Santa Clara, CA 95053

COACHING INFORMATION

Head Coach	Jon Wallace (11th Year)
Alma Mater	UC Santa Barbara (1989)
Record at SCU/Career (Years)	213-88 (10)/213-88 (10)
Assistant Coaches	Dustin Moore, Will Yuen and Matt Lyles
Office Phone	(408) 554-2323

TEAM INFORMATION

2008 Overall/West Coast Record	18-10/8-6 (T-4th)
2008 Postseason/Final Ranking	1-1 (Second Round)/25
Letterwinners Returning/Lost	8/7
Starters Returning/Lost	3/3 + libero

TOP RETURNERS

Lindsay Davigeadono (S/OPP, 6-3, Sr.) - 10.74 aces, 1.29 dps, 0.97 kps
Krista Kelley (OH, 6-2, Jr.) - 2.31 kps, 0.97 dps, 0.36 bps
Tanya Schmidt (MB, 6-3, So.) - 1.74 kps, 0.67 bps

SERIES INFORMATION

Series Record (Streak)	UCLA leads 2-1 (UCLA +1)
Last Meeting	September 9, 2004 in Honolulu, Hawaii
Score	UCLA 3, Santa Clara 0 (30-23, 32-30, 30-24)

UNLV

Friday, Sept. 4 • Las Vegas, Nev. • 7 p.m.

GENERAL INFORMATION

Location/Founded/Enrollment	Las Vegas, Nev./1957/28,000
Nickname/Colors	Rebels/Scarlet and Gray
Conference	Western Athletic
Acting President/Acting A.D.	Neal Smatresk/Jerry Koloskie

FACILITY INFORMATION

Home Court (Capacity)	Cox Pavilion (2,452)
Press Row Phone	(702) 895-3005

SPORTS INFORMATION

Women's Volleyball SID	Jeffrey Seals
Office Phone/Fax	(702) 895-3134/(702) 895-0989
E-mail/Website	jeff.seals@unlv.edu/www.unlvrebels.com
Mailing Address	4505 Maryland Pkwy, Las Vegas, NV 89154

COACHING INFORMATION

Head Coach	Allison Keeley (6th Year)
Alma Mater	Carleton College (1990)
Record at UNLV/Career (Years)	90-57 (5)/129-95 (8)
Assistant Coaches	Elaini Kollias and Jason Smith
Office Phone	(702) 895-1898

TEAM INFORMATION

2008 Overall/Mountain West Record	16-14/9-7 (T-4th)
2008 Postseason/Final Ranking	None/None
Letterwinners Returning/Lost	12/5
Starters Returning/Lost	4/2 + libero

TOP RETURNERS

Jessica Walters (OH, 5-9, Sr.) - 2.99 kps, 0.88 dps
Erin Greenwood (MB, 6-4, Sr.) - 2.64 kps, 0.73 bps, 12 aces
Cursty Jackson (MB, 6-2, So.) - 2.53 kps, 0.83 bps, .261 hit pct
Samantha Richard (L/OH, 5-9, Sr.) - 1.22 kps, 2.12 dps, 14 aces

SERIES INFORMATION

Series Record	First meeting
----------------------	---------------

Western Michigan

Saturday, Aug. 29 • Honolulu, Hawaii • 8 p.m. PT

GENERAL INFORMATION

Location	Kalamazoo, Mich.
Founded/Enrollment	1903/24,818
Nickname/Colors	Broncos/Brown and Gold
Conference	Mid-American (West Division)
President	Dr. John M. Dunn
Athletic Director	Kathy Beauregard

SPORTS INFORMATION

Women's Volleyball SID	Matt Holmes
Office Phone/Fax	(269) 387-3168/(269) 387-4139
E-mail	matt.holmes@wmich.edu
Website	www.wmubroncos.com
Mailing Address	1903 W. Michigan Ave., Kalamazoo, MI 49008-5406

COACHING INFORMATION

Head Coach	Colleen Munson (5th Year)
Alma Mater	Texas-Arlington (1992)
Record at WMU/Career (Years)	90-43 (4)/142-142 (8)
Assistant Coaches	Ryan Manning (associate) and Jason Reed
Office Phone	(269) 387-3942

TEAM INFORMATION

2008 Overall/Mid-American Record	28-7/14-2 (1st)
2008 Postseason/Final Ranking	2-1 (Regional Semis)/None
Letterwinners Returning/Lost	8/0
Starters Returning/Lost	6 + libero/0

TOP RETURNERS

Michelle Moore (OH, 5-10, Jr.) - 3.89 kps, 2.23 dps, 20 aces
Katie Eberling (OH, 5-11, Jr.) - 2.77 kps, 2.90 dps, 21 aces
Allyson Doyle (OH, 5-10, So.) - 2.29 kps, 2.98 dps, 0.64 bps
Caitlin Strimel (L, 5-11, Jr.) - 5.13 dps, 33 aces

SERIES INFORMATION

Series Record	UCLA leads 3-0
Last Meeting	August 26, 2006 in Cincinnati, Ohio
Score	UCLA 3, Western Michigan 0 (30-27, 30-22, 30-23)

Loyola Marymount

Saturday, Sept. 5 • Las Vegas, Nev. • 10 a.m.

GENERAL INFORMATION

Location	Los Angeles, Calif.
Founded/Enrollment	1911/8,300
Nickname/Colors	Lions/Crimson, Navy and Gray
Conference	West Coast
President	Rev. Robert B. Lawton, SJ
Athletic Director	Dr. William Husak

SPORTS INFORMATION

Women's Volleyball SID	Tyler Geivett
Office Phone/Fax	(310) 338-7638/(310) 338-2703
E-mail	tgeivett@lmu.edu
Website	www.lmulions.com
Mailing Address	Gersten Pavilion, 1 LMU Dr., Los Angeles, CA 90045

COACHING INFORMATION

Head Coach	Steve Stratos (20th Year)
Alma Mater	San Diego State (1975)
Record at LMU/Career (Years)	372-195 (19)/372-195 (19)
Assistant Coaches	Larry Smoot and Heather Collins
Office Phone	(310) 338-2765

TEAM INFORMATION

2008 Overall/West Coast Record	13-17/3-11 (6th)
2008 Postseason/Final Ranking	None/None
Letterwinners Returning/Lost	10/5
Starters Returning/Lost	3/3 + libero

TOP RETURNERS

Ariana Covington (OH/MB, 5-11, So.) - 2.77 kps, 1.21 dps
Becky Stehling (MB, 6-1, Jr.) - 2.47 kps, 0.70 bps, .369 hit pct
Megan Nash (MB, 6-1, Jr.) - 1.36 kps, 0.93 dps, 0.61 bps

SERIES INFORMATION

Series Record (Streak)	UCLA leads 7-1 (UCLA +4)
Last Meeting	December 3, 2004 at Pauley Pavilion (NCAA First Round)
Score	UCLA 3, Loyola Marymount 1 (30-28, 30-23, 27-30, 30-22)

Hawai'i

Sunday, Aug. 30 • Honolulu, Hawaii • 8 p.m. PT

GENERAL INFORMATION

Location/Founded/Enrollment	Honolulu, Hawaii/1907/19,969
Nickname/Colors	Rainbow Wahine/Green, Black, White and Silver
Conference	Western Athletic
President/Athletic Director	David McClain/Jim Donovan

FACILITY INFORMATION

Home Court (Capacity)	Stan Sheriff Center (10,300)
Press Row Phone	(808) 956-9408

SPORTS INFORMATION

Women's Volleyball SID	Pakalani Bello
Office Phone/Fax	(808) 956-7506/(808) 956-4470
E-mail/Website	pakalani@hawaii.edu/www.hawaiiathletics.com
Mailing Address	1337 Lower Campus Rd., Honolulu, HI 96822-2370

COACHING INFORMATION

Head Coach	Dave Shoji (35th Year)
Alma Mater	UC Santa Barbara (1969)
Record at UH/Career (Years)	984-173-1 (34)/984-173-1 (34)
Assistant Coaches	Kari Ambrozich and Mike Sealy
Office Phone	(808) 956-6229

TEAM INFORMATION

2008 Overall/Western Athletic Record	31-4/15-1 (T-1st)
2008 Postseason/Final Ranking	3-1 (Regional Final)/7
Letterwinners Returning/Lost	9/5
Starters Returning/Lost	4/2 + libero

TOP RETURNERS

Kanani Danielson (OH, 5-11, So.) - 3.02 kps, 2.91 dps, 0.49 bps
Aneli Cubi-Otineru (OH, 5-11, Sr.) - 2.41 kps, 2.28 dps, 35 aces
Dani Mafua (S, 5-10, Jr.) - 11.20 aces, 1.87 dps, 21 aces
Amber Kaufman (MB/OH, 6-0, Sr.) - 2.10 kps, 0.83 bps, 54 aces

SERIES INFORMATION

Series Record (Streak)	Hawai'i leads 34-32 (UCLA +4)
Last Meeting	August 31, 2008 in Honolulu, Hawaii
Score	UCLA 3, Hawai'i 1 (23-25, 25-23, 26-24, 30-28)

Idaho

Sunday, Sept. 6 • Las Vegas, Nev. • 4:30 p.m.

GENERAL INFORMATION

Location	Moscow, Idaho
Founded/Enrollment	1889/11,739
Nickname/Colors	Vandals/Silver and Gold
Conference	Western Athletic
President	Duane Nellis
Athletic Director	Dr. Rob Spear

SPORTS INFORMATION

Women's Volleyball SID	Ian Klei
Office Phone/Fax	(208) 885-0211/(208) 885-0255
E-mail	iank@uidaho.edu
Website	www.govandals.com
Mailing Address	P.O. Box 442302, Moscow, ID 83844-2302

COACHING INFORMATION

Head Coach	Debbie Buchanan (10th Year)
Alma Mater	USC (1996)
Record at UI/Career (Years)	134-132 (9)/134-132 (9)
Assistant Coaches	Steve Whitaker and Moritz Moritz
Office Phone	(208) 885-0238

TEAM INFORMATION

2008 Overall/Western Athletic Record	19-10/11-5 (3rd)
2008 Postseason/Final Ranking	None/None
Letterwinners Returning/Lost	8/4
Starters Returning/Lost	3/3 + libero

TOP RETURNERS

Sarah Conwell (OH, 5-11, Sr.) - 2.33 kps, 1.07 dps, 0.80 bps
Anna McKinney (MB, 6-2, Sr.) - 1.90 kps, 1.42 bps, .287 hit pct
Debbie Pederson (MB, 6-3, Sr.) - 1.15 kps, 1.05 bps

SERIES INFORMATION

Series Record	UCLA leads 1-0
Last Meeting	September 5, 2003 in Missoula, Mont.
Score	UCLA 3, Idaho 0 (30-23, 30-25, 30-25)

BYU

Thursday, Sept. 10 • Lincoln, Neb. • 2:30 p.m. PT

GENERAL INFORMATION

Location	Provo, Utah
Founded/Enrollment	1875/33,278
Nickname/Colors	Cougars/Dark Blue, White and Tan
Conference	Mountain West
President	Cecil O. Samuelson
Athletic Director	Tom Holmoe

SPORTS INFORMATION

Women's Volleyball SID	Jackie Johnson
Office Phone/Fax	(801) 422-8999/(801) 422-0633
E-mail	wvolleyball_sid@byu.edu
Website	www.byucougars.com
Mailing Address	30 Smith Fieldhouse, Provo, UT 84602

COACHING INFORMATION

Head Coach	Shay Gouling (2nd Year)
Alma Mater	BYU (1998)
Record at BYU/Career (Years)	14-12 (1)/14-12 (1)
Assistant Coaches	Shawn Olmstead and Mike Wilton
Office Phone	(801) 422-3387

TEAM INFORMATION

2008 Overall/Mountain West Record	14-12/7-9 (6th)
2008 Postseason/Final Ranking	None/None
Letterwinners Returning/Lost	8/4
Starters Returning/Lost	3 + libero/3

TOP RETURNERS

Kayla Walker (OH, 6-5, Sr.)	- 3.03 kps, 2.10 dps, 0.91 bps
Kiana Rogers (S, 5-11, Jr.)	- 10.14 aps, 2.45 dps, 20 aces
Melissa Lake Wright (L/DS, 5-5, Jr.)	- 3.56 dps, 8 aces
Christina Measom (MB, 6-0, Jr.)	- 1.78 kps, 0.65 dps

SERIES INFORMATION

Series Record (Streak)	UCLA leads 22-5 (UCLA +1)
Last Meeting	September 18, 2004 in Provo, Utah
Score	UCLA 3, BYU 1 (24-30, 30-26, 31-29, 30-18)

PEPPERDINE

Wednesday, Sept. 16 • Malibu, Calif. • 7 p.m.

GENERAL INFORMATION

Location/Founded/Enrollment	Malibu, Calif./1937/8,000
Nickname/Colors	Waves/Blue, Orange and White
Conference	West Coast
President/Athletic Director	Andrew K. Benton/Dr. John Watson

FACILITY INFORMATION

Home Court (Capacity)	Firestone Fieldhouse (3,104)
Press Row Phone	(310) 456-5050

SPORTS INFORMATION

Women's Volleyball SID	Roger Horne
Office Phone/Fax	(310) 506-4455/(310) 506-4322
E-mail/Web	roger.horne@pepperdine.edu/pepperdinesports.com
Mailing Address	24255 Pacific Coast Hwy, Malibu, CA 90263

COACHING INFORMATION

Head Coach	Nina Matthies (27th Year)
Alma Mater	UCLA
Record at PEP/Career (Years)	494-294 (26)/494-294 (26)
Assistant Coaches	Tim Jensen and Marcio Sicoli
Office Phone	(310) 506-4712

TEAM INFORMATION

2008 Overall/West Coast Record	20-8/8-6 (T-4th)
2008 Postseason/Final Ranking	0-1 (First Round)/None
Letterwinners Returning/Lost	6/4
Starters Returning/Lost	4 + libero/2

TOP RETURNERS

Kiah Fiers (S, 5-11, Sr.)	- 10.68 aps, 1.95 dps, 0.87 kps
Rachel Lumsden (OH, 6-3, Sr.)	- 2.85 kps, 2.24 dps, 24 aces
Kim Hill (MB, 6-4, So.)	- 2.14 kps, 1.11 bps, .353 hit pct
Stevi Robinson (L/OH, 5-8, So.)	- 4.81 dps, 15 aces

SERIES INFORMATION

Series Record (Streak)	UCLA leads 48-11 (UCLA +4)
Last Meeting	November 25, 2008 at Pauley Pavilion
Score	UCLA 3, Pepperdine 1 (22-25, 25-20, 25-19, 25-22)

VIRGINIA

Friday, Sept. 11 • Lincoln, Neb. • 2:30 p.m. PT

GENERAL INFORMATION

Location	Charlottesville, Va.
Founded/Enrollment	1819/20,399
Nickname/Colors	Cavaliers/Navy and Orange
Conference	Atlantic Coast
President	John T. Casteen III
Athletic Director	Craig Littlepage

SPORTS INFORMATION

Women's Volleyball SID	Amanda McClure
Office Phone/Fax	(434) 982-5977/(434) 982-5525
E-mail	amanda@virginia.edu
Website	www.virginiaportsports.com
Mailing Address	P.O. Box 400853, Charlottesville, VA 22904-4853

COACHING INFORMATION

Head Coach	Lee Maes (2nd Year)
Alma Mater	Long Beach State (1994)
Record at UVA/Career (Years)	17-15 (1)/17-15 (1)
Assistant Coaches	Jill Kramer and Ted Wade
Office Phone	(434) 982-5712

TEAM INFORMATION

2008 Overall/Atlantic Coast Record	17-15/9-5 (9th)
2008 Postseason/Final Ranking	None/None
Letterwinners Returning/Lost	9/5
Starters Returning/Lost	4 + libero/2

TOP RETURNERS

Lauren Dickson (OH, 6-1, Sr.)	- 2.84 kps, 3.00 dps, 37 aces
Brittani Rendina (DS/L, 5-9, Sr.)	- 4.26 dps, 28 aces
Kendahl Voelker (OH, 6-0, Jr.)	- 1.90 kps, 0.80 bps, 0.28 dps
Sydney Hill (MB, 6-1, Jr.)	- 1.23 kps, 1.09 bps, 23 aces

SERIES INFORMATION

Series Record	UCLA leads 2-0
Last Meeting	September 19, 2008 in Evanston, Ill.
Score	UCLA 3, Virginia 0 (25-17, 25-23, 25-17)

CAL STATE FULLERTON

Friday, Sept. 19 • Fullerton, Calif. • 7 p.m.

GENERAL INFORMATION

Location/Founded/Enrollment	Fullerton, Calif./1957/36,000
Nickname/Colors	Titans/Navy, Orange and White
Conference	Big West
President/Athletic Director	Dr. Milton A. Gordon/Brian Quinn

FACILITY INFORMATION

Home Court (Capacity)	Titan Gymnasium (4,000)
Press Row Phone	(657) 278-5700

SPORTS INFORMATION

Women's Volleyball SID	Michael Greenlee
Office Phone/Fax	(657) 278-3081
E-mail/Web	mgreenlee@fullerton.edu/fullertontitans.com
Mailing Address	800 N. State College Blvd., Fullerton, CA 92831

COACHING INFORMATION

Head Coach	Carolyn Zimmerman (8th Year)
Alma Mater	Pepperdine (1992)
Record at CSF/Career (Years)	90-119 (7)/90-119 (7)
Assistant Coaches	Vinh Nguyen and Mitch Kallick
Office Phone	(657) 278-7751

TEAM INFORMATION

2008 Overall/Big West Record	17-15/9-7 (5th)
2008 Postseason/Final Ranking	None/None
Letterwinners Returning/Lost	13/2
Starters Returning/Lost	5 + libero/1

TOP RETURNERS

Alex Wolnisky (MB, 6-5, Sr.)	- 2.03 kps, 0.74 bps, .291 hit pct
Erin Saddler (MB, 6-3, Jr.)	- 2.93 kps, 0.43 bps, 31 aces
Cami Croteau (DS/L, 5-6, Jr.)	- 4.32 dps, 15 aces
Andrea Ragan (S, 5-6, So.)	- 10.27 aps, 2.41 dps, 0.24 bps

SERIES INFORMATION

Series Record	UCLA leads 28-0
Last Meeting	September 10, 2008 in Fullerton, Calif.
Score	UCLA 3, Cal State Fullerton 0 (25-10, 25-20, 25-19)

NEBRASKA

Sunday, Sept. 13 • Lincoln, Neb. • 12 p.m. PT

GENERAL INFORMATION

Location/Founded/Enrollment	Lincoln, Neb./1869/23,573
Nickname/Colors	Huskers/Scarlet and Cream
Conference	Big 12
Chancellor/Athletic Director	Harvey Perlman, J.D./Tom Osborne

FACILITY INFORMATION

Home Court (Capacity)	Devaney Center (13,595)
Press Row Phone	(402) 472-2279

SPORTS INFORMATION

Women's Volleyball SID	Shamus McKnight
Office Phone/Fax	(402) 472-7772/(402) 472-2005
E-mail/Website	smcknight@huskers.com/www.huskers.com
Mailing Address	One Memorial Stadium, P.O. Box 880123, Lincoln, NE 68588-0123

COACHING INFORMATION

Head Coach	John Cook (10th Year)
Alma Mater	San Diego (1979)
Record at NEB/Career (Years)	281-20 (9)/432-91 (14)
Assistant Coaches	Lizzy Stemke and Erik Sullivan
Office Phone	(402) 472-8251

TEAM INFORMATION


2008 Overall/Big 12 Record	31-3/18-2 (T-1st)
2008 Postseason/Final Ranking	4-1 (National Semifinals)/3
Letterwinners Returning/Lost	8/3
Starters Returning/Lost	4 + libero/2

TOP RETURNERS

Sydney Anderson (S, 6-0, Jr.)	- 11.60 aps, 2.05 dps, 34 aces
Tara Mueller (OH, 6-0, Jr.)	- 3.51 kps, 2.37 dps, 23 aces
Kori Cooper (MB, 6-2, Sr.)	- 2.09 kps, 0.88 bps, .396 hit pct

SERIES INFORMATION

Series Record (Streak)	Nebraska leads 9-3 (Nebraska +3)
Last Meeting	August 25, 2007 in Omaha, Neb.
Score	Nebraska 3, UCLA 1 (30-23, 22-30, 30-18, 30-21)



FORDHAM

Saturday, Sept. 19 • Fullerton, Calif. • 11 a.m.

GENERAL INFORMATION

Location	Bronx, N.Y.
Founded/Enrollment	1841/7,994
Nickname/Colors	Rams/Maroon and White
Conference	Atlantic 10
President	Joseph McShane, SJ
Athletic Director	Frank McLaughlin

SPORTS INFORMATION

Women's Volleyball SID	Scott Kwiatkowski
Office Phone/Fax	(718) 817-4240/(718) 817-4244
E-mail	skwiatkowski@fordham.edu
Website	www.fordhamsports.com
Mailing Address	Rose Hill Gym, 441 E. Fordham Rd., Bronx, NY 10458

COACHING INFORMATION

Head Coach	Pete Volkert (6th Year)
Alma Mater	Concordia (1992)
Record at FORD/Career (Years)	87-81 (5)/312-223 (16)
Assistant Coach	Steve Hagenlocher
Office Phone	(718) 817-4297

TEAM INFORMATION

2008 Overall/Atlantic 10 Record	18-16/6-7 (T-2nd East)
2008 Postseason/Final Ranking	None/None
Letterwinners Returning/Lost	14/2
Starters Returning/Lost	6 + libero/0

TOP RETURNERS

Katherine Burrell (S, 5-9, Sr.) - 9.87 apts, 2.94 dps, 0.78 kps
Christi Griffiths (MB, 6-1, Jr.) - 2.74 kps, 0.80 bps, 26 aces
Katie Wells (MB, 6-0, Jr.) - 2.59 kps, 0.72 bps
Jenna Hart (MB, 6-0, Jr.) - 2.00 kps, 1.65 dps, 17 aces

SERIES INFORMATION

Series Record	First meeting
----------------------	---------------

LONG BEACH STATE

Saturday, Sept. 19 • Fullerton, Calif. • 5 p.m.

GENERAL INFORMATION

Location	Long Beach, Calif.
Founded/Enrollment	1949/37,891
Nickname/Colors	49ers/Black and Gold
Conference	Big West
President	Dr. F. King Alexander
Athletic Director	Vic Cegles

SPORTS INFORMATION

Women's Volleyball SID	Roger Kirk
Office Phone/Fax	(562) 985-7565/(562) 985-1549
E-mail	rkirk@csulb.edu
Website	www.longbeachstate.com
Mailing Address	1250 Bellflower Blvd., Long Beach, CA 90840

COACHING INFORMATION

Head Coach	Brian Gimmillaro (25th Year)
Alma Mater	Long Beach State (1970)
Record at LBSU/Career (Years)	656-154 (24)/656-154 (24)
Assistant Coaches	Erika Chidester and Matt Ulmer
Office Phone	(562) 985-7352

TEAM INFORMATION

2008 Overall/Big West Record	26-6/13-3 (1st)
2008 Postseason/Final Ranking	1-1 (Second Round)/23
Letterwinners Returning/Lost	7/5
Starters Returning/Lost	3/3 + libero

TOP RETURNERS

Naomi Washington (MB, 6-3, Sr.) - 2.36 kps, 0.94 bps, .351 hit pct
Caitlin Ledoux (OH, 6-2, So.) - 3.19 kps, 2.20 dps, 29 aces
Brittney Herzog (MB, 6-0, Sr.) - 1.83 kps, 0.74 bps, .348 hit pct

SERIES INFORMATION

Series Record (Streak)	UCLA leads 54-18 (UCLA +2)
Last Meeting	December 4, 2004 at Pauley Pavilion (NCAA Second Round)
Score	UCLA 3, Long Beach State 0 (31-29, 30-24, 30-27)

ARIZONA STATE

Friday, Sept. 25 • Wells Fargo Arena • 7 p.m.
Saturday, Nov. 28 • Pauley Pavilion • 3 p.m.

GENERAL INFORMATION

Location	Tempe, Ariz.
Founded	1885
Enrollment	63,278
Nickname	Sun Devils
Colors	Maroon and Gold
Conference	Pacific-10
President	Dr. Michael Crow
Athletic Director	Lisa Love
Senior Women's Administrator	Dawn Rogers

FACILITY INFORMATION

Home Court	Wells Fargo Arena
Capacity	14,198
Press Row Phone	(480) 254-8345

SPORTS INFORMATION

Women's Volleyball SID	Kerry Howe
Office Phone	(480) 965-1237
Office Fax	(480) 965-5408
E-mail	kerry.howe@asu.edu
Website	www.thesundevils.com
Mailing Address	Carson Student-Athlete Center, Media Relations, Room 131, Tempe, AZ 85287-2505

COACHING INFORMATION

Head Coach	Jason Watson (2nd Year)
Alma Mater	BYU (1995)
Record at Arizona State (Years)	13-18 (1)
Career Record (Years)	87-36 (4)
Assistant Coach	Brent Alderidge (2nd Year)
Assistant Coach	Sammi Stuart (2nd Year)
Office Phone	(480) 965-2035

TEAM INFORMATION

2008 Record	13-18
2008 Pac-10 Record	4-14 (8th)
2008 Postseason	None
2008 Final AVCA Ranking	None
Letterwinners Returning/Lost	11/3
Starters Returning/Lost	3 + libero/3
Newcomers	6

TOP RETURNERS

Sarah Reaves (OH, 5-11, Jr.) - 4.14 kps, 3.17 dps, 0.55 bps
Marina Mercer (S, 5-11, Sr.) - 10.35 apts, 2.02 dps, 0.73 kps
Sarah Johnson (DS/L, 5-5, Jr.) - 4.09 dps, 26 aces
Sonja Markanovich (MB, 6-1, So.) - 1.08 kps, 1.05 bps, 0.35 dps

SERIES INFORMATION

Series Record	UCLA leads 60-6
Streak	UCLA +13
2008 Meeting at Arizona State	October 18
Result	UCLA 3, Arizona State 0 (25-17, 27-25, 25-17)
2008 Meeting at UCLA	November 14
Result	UCLA 3, Arizona State 0 (25-20, 25-12, 25-11)



ARIZONA

Saturday, Sept. 26 • McKale Center • 7 p.m.
Friday, Nov. 27 • Pauley Pavilion • 3 p.m.

GENERAL INFORMATION

Location	Tucson, Ariz.
Founded	1885
Enrollment	37,217
Nickname	Wildcats
Colors	Cardinal and Navy
Conference	Pacific-10
President	Dr. Robert Shelton
Athletic Director	Jim Livengood
Senior Women's Administrator	Kathleen LaRose

FACILITY INFORMATION

Home Court	McKale Center
Capacity	14,545
Press Row Phone	(520) 621-5291

SPORTS INFORMATION

Women's Volleyball SID	Blake Grimsley
Office Phone	(520) 626-9395
Office Fax	(520) 621-2681
E-mail	grimsley@email.arizona.edu
Website	www.arizonaathletics.com
Mailing Address	Room 106, McKale Center, Tucson, AZ 85721-0096

COACHING INFORMATION

Head Coach	David Rubio (18th Year)
Alma Mater	Cal State Northridge (1982)
Record at Arizona (Years)	321-189 (17)
Career Record (Years)	443-255 (22)
Associate Head Coach	Steve Walker (2nd Year)
Assistant Coach	Allison Napier (3rd Year)
Office Phone	(520) 621-2908

TEAM INFORMATION

2008 Record	16-14
2008 Pac-10 Record	6-12 (7th)
2008 Postseason	None
2008 Final AVCA Ranking	None
Letterwinners Returning/Lost	12/3
Starters Returning/Lost	5 + libero/1
Newcomers	n/a

TOP RETURNERS

Tiffany Owens (OH, 5-11, Jr.) - 3.30 kps, 2.71 dps, 14 aces
Paige Weber (S, 5-11, Jr.) - 10.58 apts, 1.72 dps, 29 aces
Whitney Dosty (OH, 6-3, Jr.) - 2.84 kps, 0.62 bps, 0.87 dps
Stephanie Snow (MB, 6-4, Jr.) - 1.65 kps, 1.09 bps, .325 hit pct

SERIES INFORMATION

Series Record	UCLA leads 47-17
Streak	UCLA +2
2008 Meeting at Arizona	October 17
Result	UCLA 3, Arizona 1 (25-15, 20-25, 25-21, 25-22)
2008 Meeting at UCLA	November 15
Result	UCLA 3, Arizona 0 (25-17, 25-18, 25-22)



STANFORD

Friday, Oct. 2 • Pauley Pavilion • 7 p.m.
Saturday, Oct. 31 • Maples Pavilion • 7 p.m.

GENERAL INFORMATION

Location	Stanford, Calif.
Founded	1885
Enrollment	17,833
Nickname	Cardinal
Colors	Cardinal and White
Conference	Pacific-10
President	John Hennessy
Athletic Director	Bob Bowlsby
Senior Women's Administrator	Beth Goode

FACILITY INFORMATION

Home Court	Maples Pavilion
Capacity	7,233
Press Row Phone	(650) 723-4418

SPORTS INFORMATION

Women's Volleyball SID	Regina Verlengiere
Office Phone	(650) 723-0996
Office Fax	(650) 725-2957
E-mail	tba
Website	www.gostanford.com
Mailing Address	Arrillaga Family Sports Center, 641 East Campus Drive, Stanford, CA 94305-6150

COACHING INFORMATION

Head Coach	John Dunning (9th Year)
Alma Mater	San Diego State (1973)
Record at Stanford (Years)	239-37 (8)
Career Record (Years)	676-139 (24)
Associate Head Coach	Denise Corlett (21st Year)
Assistant Coach	Jason Mansfield (8th Year)
Office Phone	(650) 724-7654

TEAM INFORMATION

2008 Record	31-4
2008 Pac-10 Record	17-1 (1st)
2008 Postseason	5-1 (National Runner-Up)
2008 Final AVCA Ranking	2nd
Letterwinners Returning/Lost	9/4
Starters Returning/Lost	3 + libero/3
Newcomers	4

TOP RETURNERS

Alix Klineman (OH, 6-4, Jr.) - 3.61 kps, 2.26 dps, 0.57 bps
Cassidy Lichtman (OH/S, 6-1, Jr.) - 9.39 aps, 2.36 dps, 1.22 kps
Gabi Ailes (L/DS, 5-7, Jr.) - 4.16 dps, 20 aces
Janet Okogbaa (MB, 6-3, Sr.) - 1.67 kps, 0.92 bps, .378 hit pct

SERIES INFORMATION

Series Record	Stanford leads 40-34
Streak	Stanford +17
2008 Meeting at UCLA	October 26
Result	Stanford 3, UCLA 1 (22-25, 25-14, 25-22, 25-23)
2008 Meeting at Stanford	November 22
Result	Stanford 3, UCLA 2 (25-15, 20-25, 25-15, 24-26, 15-11)



CALIFORNIA

Saturday, Oct. 3 • Pauley Pavilion • 7 p.m.
Friday, Oct. 30 • Haas Pavilion • 7 p.m.

GENERAL INFORMATION

Location	Berkeley, Calif.
Founded	1868
Enrollment	34,953
Nickname	Golden Bears
Colors	Blue and Gold
Conference	Pacific-10
Chancellor	Robert J. Birgeneau
Athletic Director	Sandy Barbour
Senior Women's Administrator	Teresa Kuehn-Gould

FACILITY INFORMATION

Home Court	Haas Pavilion
Capacity	11,877
Press Row Phone	(510) 642-3098

SPORTS INFORMATION

Women's Volleyball SID	Jeremy Wu
Office Phone	(510) 643-2938
Office Fax	(510) 643-7778
E-mail	jeremywu@berkeley.edu
Website	www.calbears.com
Mailing Address	345 Haas Pavilion, Berkeley, CA 94720

COACHING INFORMATION

Head Coach	Rich Feller (11th Year)
Alma Mater	San Diego State (1973)
Record at California (Years)	191-105 (10)
Career Record (Years)	490-282 (24)
Associate Head Coach	Chris Bigelow (11th Year)
Assistant Coach	Matt McShane (5th Year)
Office Phone	(510) 642-9208

TEAM INFORMATION

2008 Record	26-7
2008 Pac-10 Record	13-5 (3rd)
2008 Postseason	3-1 (Regional Final)
2008 Final AVCA Ranking	6th
Letterwinners Returning/Lost	9/4
Starters Returning/Lost	4 + libero/2
Newcomers	7

TOP RETURNERS

Hana Cutura (OH, 6-4, Sr.) - 4.34 kps, 2.38 dps, 0.54 bps
Carli Lloyd (S, 5-11, Jr.) - 12.00 aps, 2.42 dps, 0.59 bps
Mindy Wiley (MB, 6-3, Sr.) - 2.28 kps, 1.09 bps, .337 hit pct
Tarah Murrey (OH, 6-3, So.) - 2.43 kps, 1.55 dps, 0.45 bps

SERIES INFORMATION

Series Record	UCLA leads 50-4
Streak	California +3
2008 Meeting at UCLA	October 24
Result	Cal 3, UCLA 2 (30-28, 22-25, 25-21, 21-25, 15-13)
2008 Meeting at California	November 21
Result	Cal 3, UCLA 2 (17-25, 26-24, 27-25, 26-28, 15-13)



USC

Friday, Oct. 9 • Pauley Pavilion • 7 p.m.
Friday, Nov. 6 • Galen Center • 7 p.m.

GENERAL INFORMATION

Location	Los Angeles, Calif.
Founded	1880
Enrollment	33,000
Nickname	Trojans
Colors	Cardinal and Gold
Conference	Pacific-10
President	Dr. Steven Sample
Athletic Director	Mike Garrett
Senior Women's Administrator	Carol Dougherty

FACILITY INFORMATION

Home Court	Galen Center
Capacity	10,258
Press Row Phone	(213) 741-1341

SPORTS INFORMATION

Women's Volleyball SID	Jason Pommier
Office Phone	(213) 740-3807
Office Fax	(213) 740-7584
E-mail	pommier@usc.edu
Website	www.usctrojans.com
Mailing Address	Dept. of Intercollegiate Athletics, HER 103, Los Angeles, CA 90089-0601

COACHING INFORMATION

Head Coach	Mick Haley (9th Year)
Alma Mater	Ball State (1965)
Record at USC (Years)	204-44 (9)
Career Record (Years)	977-232-1 (32)
Assistant Coach	Cookie Stevens (5th Year)
Assistant Coach	Tim Nollan (3rd Year)
Office Phone	(213) 740-4151

TEAM INFORMATION

2008 Record	17-12
2008 Pac-10 Record	9-9 (T-5th)
2008 Postseason	1-1 (Second Round)
2008 Final AVCA Ranking	13th
Letterwinners Returning/Lost	13/3
Starters Returning/Lost	5 + libero/1
Newcomers	4

TOP RETURNERS

Alex Jupiter (OH, 6-3, So.) - 3.24 kps, 1.13 dps, 0.55 bps
Jessica Gysin (OH, 6-1, Sr.) - 3.15 kps, 2.31 dps, 0.47 bps
Lauren Williams (MB, 6-4, So.) - 2.11 kps, 1.04 bps, .323 hit pct
Kimmee Roleder (OH, 6-2, Jr.) - 2.21 kps, 1.69 dps, 25 aces

SERIES INFORMATION

Series Record	UCLA leads 54-49
Streak	UCLA +1
2008 Meeting at USC	September 26
Result	USC 3, UCLA 2 (24-26, 25-14, 20-25, 25-14, 15-5)
2008 Meeting at UCLA	November 28
Result	UCLA 3, USC 0 (25-22, 25-16, 26-24)



WASHINGTON

Fri., Oct. 16 • B of A Arena • 7 p.m.
Sat., Nov. 14 • Pauley Pavilion • 7 p.m.

GENERAL INFORMATION

Location	Seattle, Wash.
Founded	1861
Enrollment	40,000
Nickname	Huskies
Colors	Purple and Gold
Conference	Pacific-10
President	Dr. Mark Emmert
Athletic Director	Scott Woodward
SWA	Stephanie Rempe

FACILITY INFORMATION

Home Court	Bank of America Arena
Capacity	10,000
Press Row Phone	(206) 616-8845

SPORTS INFORMATION

Women's Volleyball SID	Michael Bruscas
Office Phone	(206) 543-2331
Office Fax	(206) 543-5000
E-mail	mbruscas@u.washington.edu
Website	www.gohuskies.com
Mailing Address	Dept. of Intercol. Athletics, Box 354070, Graves Bldg., Seattle, WA 98195

COACHING INFORMATION

Head Coach	Jim McLaughlin (9th Year)
Alma Mater	UC Santa Barbara (1985)
Record at Washington (Years)	197-54 (8)
Career Record (Years)	421-172 (19)
Assistant Coach	Leslie Tuiasosopo (9th Year)
Assistant Coach	Jose Gandara (5th Year)
Office Phone	(206) 543-0432

TEAM INFORMATION

2008 Record	27-5
2008 Pac-10 Record	15-3 (2nd)
2008 Postseason	3-1 (Regional Final)
2008 Final AVCA Ranking	5th
Letterwinners Returning/Lost	11/2
Starters Returning/Lost	5 + libero/1
Newcomers	5

TOP RETURNERS

Becky Perry (OH, 6-2, Jr.) - 3.77 kps, 1.45 dps, 0.61 bps
Kindra Carlson (OH, 6-1, Jr.) - 3.23 kps, 0.85 bps, 1.15 dps
Jenna Hagglund (S, 5-10, Jr.) - 12.17 aps, 2.18 dps, 21 aces
Tamari Miyashiro (L, 5-7, Sr.) - 5.14 dps, 16 aces

SERIES INFORMATION

Series Record	UCLA leads 40-15
Streak	Washington +5
2008 Meeting at UCLA	October 10
Result	UW 3-2 (25-23, 22-25, 25-18, 15-11)
2008 Meeting at Washington	November 9
Result	UW 3-1 (17-25, 25-19, 25-18, 25-22)



WASHINGTON STATE

Sat., Oct. 17 • Bohler Gym • 7 p.m.
Fri., Nov. 13 • Pauley Pavilion • 7 p.m.

GENERAL INFORMATION

Location	Pullman, Wash.
Founded	1890
Enrollment	23,000
Nickname	Cougars
Colors	Crimson and Gray
Conference	Pacific-10
President	Dr. Elson S. Floyd
Athletic Director	Jim Sterk
SWA	Anne McCoy

FACILITY INFORMATION

Home Court	Bohler Gym
Capacity	3,000
Press Row Phone	(509) 335-0268

SPORTS INFORMATION

Women's Volleyball SID	Linda Chalich
Office Phone	(509) 335-0268
Office Fax	(509) 335-0267
E-mail	lindak@wsu.edu
Website	www.wsucougars.com
Mailing Address	Bohler Athletic Complex, Colorado Ave., P.O. Box 641602, Pullman, WA 99164-1602

COACHING INFORMATION

Head Coach	Andrew Palileo (2nd Year)
Alma Mater	Crown College (1991)
Record at Washington State (Years)	10-19 (1)
Career Record (Years)	249-160 (12)
Assoc. Head Coach	Brian Lampka (2nd Year)
Assistant Coach	TeAna Tramel (2nd Year)
Office Phone	(509) 335-0277

TEAM INFORMATION

2008 Record	10-19
2008 Pac-10 Record	3-15 (T-9th)
2008 Postseason	None
2008 Final AVCA Ranking	None
Letterwinners Returning/Lost	9/6
Starters Returning/Lost	4 + libero/2
Newcomers	8

TOP RETURNERS

Jackie Albright (OH, 6-0, Sr.) - 2.57 kps, 2.69 bps
Brittany Tillman (MB, 6-1, Jr.) - 2.25 kps, 0.96 bps
Kelly Hyder (DS/L, 5-9, Sr.) - 3.72 dps, 10 aces
Renee Bordelon (S, 5-10, Sr.) - 9.76 aps, 1.63 dps

SERIES INFORMATION

Series Record	UCLA leads 39-7
Streak	UCLA +12
2008 Meeting at UCLA	October 11
Result	UCLA 3, WSU 0 (25-22, 25-18, 25-14)
2008 Meeting at Washington St.	November 7
Result	UCLA 3, WSU 0 (25-13, 25-18, 25-17)



OREGON

Fri., Oct. 23 • Pauley Pavilion • 7 p.m.
Sat., Nov. 21 • McArthur Court • 7 p.m.

GENERAL INFORMATION

Location	Eugene, Ore.
Founded	1876
Enrollment	20,394
Nickname	Ducks
Colors	Green and Yellow
Conference	Pacific-10
President	Richard Lariviere
Athletic Director	Mike Bellotti
SWA	Reneé Baumgartner

FACILITY INFORMATION

Home Court	McArthur Court
Capacity	9,087
Press Row Phone	(541) 346-4496

SPORTS INFORMATION

Women's Volleyball SID	Geoff Thurner
Office Phone	(541) 346-2250
Office Fax	(541) 346-5449
E-mail	gthurner@uoregon.edu
Website	www.goducks.com
Mailing Address	Len Casanova Center, 2727 Leo Harris Parkway, Eugene, OR 97401

COACHING INFORMATION

Head Coach	Jim Moore (5th Year)
Alma Mater	Long Beach State (1980)
Record at Oregon (Years)	76-50 (4)
Career Record (Years)	428-206 (20)
Ass't Coach	Tina Johnson-Lockhart (5th Year)
Assistant Coach	Stacy Metro (5th Year)
Office Phone	(541) 346-4093

TEAM INFORMATION

2008 Record	25-9
2008 Pac-10 Record	11-7 (4th)
2008 Postseason	2-1 (Regional Semifinal)
2008 Final AVCA Ranking	9th
Letterwinners Returning/Lost	6/6
Starters Returning/Lost	4/2 + libero
Newcomers	7

TOP RETURNERS

Neticia Enesi (MB, 6-1, Sr.) - 2.42 kps, 1.26 bps, .389 hit pct
Sonja Newcombe (OH, 6-1, Sr.) - 3.04 kps, 2.75 dps, 0.72 bps, 21 aces
Nevena Djordjevic (S, 5-10, Sr.) - 11.58 aps, 1.80 dps, 27 aces
Heather Meyers (OH, 5-11, Jr.) - 2.46 kps, 1.77 dps, 0.60 bps, 24 aces

SERIES INFORMATION

Series Record	UCLA leads 47-4
Streak	Oregon +2
2008 Meeting at Oregon	October 3
Result	ORE 3-1 (25-22, 23-25, 25-17, 25-21)
2008 Meeting at UCLA	November 1
Result	ORE 3-2 (26-24, 26-24, 18-25, 21-25, 15-13)



OREGON STATE

Sat., Oct. 24 • Pauley Pavilion • 7 p.m.
Fri., Nov. 20 • Gill Coliseum • 7 p.m.

GENERAL INFORMATION

Location	Corvallis, Ore.
Founded	1868
Enrollment	20,100
Nickname	Beavers
Colors	Orange and Black
Conference	Pacific-10
President	Dr. Edward Ray
Athletic Director	Bob De Carolis
SWA	Marianne Vydra

FACILITY INFORMATION

Home Court	Gill Coliseum
Capacity	10,400
Press Row Phone	(541) 737-3020

SPORTS INFORMATION

Women's Volleyball SID	Melody Stockwell
Office Phone	(541) 737-3720
Office Fax	(541) 737-3072
E-mail	melody.stockwell@oregonstate.edu
Website	www.osubeavers.com
Mailing Address	209 Gill Coliseum, Corvallis, OR 97331

COACHING INFORMATION

Head Coach	Taras Liskevych (5th Year)
Alma Mater	Loyola University (1970)
Record at Oregon State (Years)	38-74 (4)
Career Record (Years)	305-158 (13)
Assistant Coach	Mark Barnard (5th Year)
Assistant Coach	Laura Benzing (4th Year)
Office Phone	(541) 737-7490

TEAM INFORMATION

2008 Record	14-17
2008 Pac-10 Record	3-15 (9th)
2008 Postseason	None
2008 Final AVCA Ranking	None
Letterwinners Returning/Lost	9/4
Starters Returning/Lost	5 /1 + libero
Newcomers	6

TOP RETURNERS

Rachel Rourke (OH, 6-5, Sr.) - 4.44 kps, 20 aces, 1.01 dps, 0.45 bps
Camilla Ah-Hoy (S, 5-10, Sr.) - 10.21 aps, 2.07 dps, 0.60 kps, 0.57 bps
Jill Sawatzky (OH, 6-0, Jr.) - 3.08 kps, 1.86 dps, 0.48 bps, 16 aces
Bree Knitter (OH/MB, 6-1, Sr.) - 1.67 kps, 1.07 dps, 0.52 bps, 18 aces

SERIES INFORMATION

Series Record	UCLA leads 44-3
Streak	UCLA +3
2008 Meeting at Oregon State	October 4
Result	UCLA 3-2 (25-21, 21-25, 22-25, 25-15, 15-11)
2008 Meeting at UCLA	October 31
Result	UCLA 3, OSU 0 (25-17, 25-16, 25-20)



2008 IN REVIEW



The Bruins have made their annual trip to the Hawaiian Islands every year since 1980, but 2008 marked the first time since 2003 that the UCLA women's volleyball team opened their season in paradise. UCLA got off on the right foot with a 3-0 win over 2007 NCAA Tournament squad Ohio, but up next was a tough matchup with defending national champion Penn State. While the Bruins stayed close with the Nittany Lions through the first two sets, Penn State proved to be too much in a three-set sweep. UCLA looked to close out the opening weekend on a winning note the next night against the host Rainbow Wahine. After dropping the first 25-23, the Bruins came back with three close wins in the next three sets, 25-23, 26-24, 30-28, to take the match and come home with a 2-1 record.

After sweeping the final three sets from Hawai'i, the term "sweep" would continue to be used often, as the Bruins won each of their next seven contests by 3-0 scores. The final non-conference road trip proved to be a homecoming for two Bruins and Illinois natives, Nellie Spicer and Laura Holloway. Spicer surpassed the 5,000-assist mark in a Sept. 19 match against Georgetown. The Bruins' consecutive sets won streak would be snapped at 25 the very next day against Northwestern, but UCLA pulled out a 3-1 victory to improve its winning streak to nine heading into Pac-10 play. The streak of 25 straight sets won was the fourth longest in school history.

With all things pointing positive, the Bruins began conference action at cross-town rival USC on Sept. 26 and held a 2-1 lead against the Trojans. However, the home squad dominated the road team in the fourth and fifth sets to pull out the victory. Things wouldn't get easier for the Bruins, who continued their 15-match road trip to start the season at the Oregon schools. UCLA fell in four at Oregon on Oct. 3, but bounced back with a hard-fought, five-set win at Oregon State the next evening. Down 2-1, the Bruins were spurred on by a great performance by Emily Clements, who set career highs with 16 kills and six blocks.

After a long and winding road journey, the Bruins finally played their first home match on Oct. 10 against Washington. In front of 1,534 strong at Pauley Pavilion, the Bruins held a 2-1 lead against the Huskies. But similar to their match against the Trojans two weeks earlier, UCLA saw its opponent come back to win the fourth and fifth sets to claim the victory. The loss overshadowed a 30-dig performance by Jessica Fine and began an unfortunate streak of heartwrenching, five-set defeats for the Bruins.

With a 1-3 Pac-10 record, the Bruins bounced back with three straight victories against Washington State, Arizona and Arizona State to improve to 4-3 in league. UCLA opened a four-match homestand on Oct. 24 against the Bay Area and Oregon schools, but two more five-set losses were looming. Against Cal, the Bruins came back from 2-1 down to force a fifth set, but lost the last 15-13. Katie Camp had a season-best 19 kills with a .538 hitting percentage in the setback. Two days later, the Bruins looked to snap a 15-match losing streak to Stanford and claimed the first set. However, the Cardinal roared back to win the next three to take the match. The next weekend, the Bruins faced Oregon State on Halloween and swept the Beavers. The following evening, UCLA looked to get revenge for its earlier road loss to Oregon. Trailing two sets to none, the Bruins stormed back to win the third and fourth sets. UCLA led 11-10 in the deciding game, but Oregon scored five of the final seven points to take it 15-13. The Bruins received a great performance from Amanda Gil, who had 13 kills and a career-high 13 blocks, but fell just short to drop to 5-6 in Pac-10 play.

The Bruins would win three of their next four matchups, beating the Arizonas and Washington State, to get to 8-7 in Pac-10 play heading into a big road weekend in the Bay Area. Coming into the Nov. 21 match at Berkeley, the Bruins and the Golden Bears had played five-set matches three straight times, with Cal coming out on top on the last two occasions. Naturally, the two teams played another epic five-set contest, but unfortunately for the Bruins, the Golden Bears came out on the winning side for the third straight time. Ali Daley had an amazing match with 19 kills and a career-high 28 digs and seven blocks. The next night, the weary Bruins faced second-ranked Stanford and just like the evening before found themselves down 2-1. UCLA trailed 23-19 in the fourth, but came back to take the set 26-24 and force a deciding game. But similar to prior five-set losses against USC, Washington, Oregon and California twice, the Bruins dropped the fifth to fall to 1-6 in five-set matches.

UCLA closed out the regular season with two home matches against a pair of local rivals, Pepperdine and USC. The Bruins dropped the first set against the Waves (Nov. 25), but won the next three to take the match, behind 20 kills from Daley and 32 digs from Fine. On Nov. 28 on Senior Day, the Bruins closed out the regular season in high style with a three-set sweep of the Trojans. Daley and Spicer each had double-doubles in their final Pac-10 contest at Pauley Pavilion. However, it would not be the final home match for the Bruin seniors, as UCLA earned the right to host the first and second rounds of the NCAA Tournament.

As the #14 seed, the Bruins hosted LSU in the first round and came away with a 3-1 victory behind another Daley double-double and a team-high 13 kills by Dicey McGraw. The next evening, UCLA dominated Duke in a three-set sweep to earn a sixth-straight trip to the NCAA Regionals. McGraw again led the Bruins with 13 kills, while Spicer posted a double-double.

The Bruins headed to Austin, Texas for a round of 16 matchup with third-seeded Texas. UCLA bounced back from dropping the first set to win the second and go in square at the break. But behind a raucous home crowd, the Longhorns won the third and the fourth to advance to the Regional Final and eliminate the Bruins. Daley had a double-double with 14 kills and 14 digs to earn All-Regional Team honors, while Spicer had 25 assists to conclude her brilliant four-year career with exactly 6,000.



2008 HONOR ROLL

Katie Camp	All-Pac-10 Freshman Team	Amanda Gil	Honorable Mention All-Pac-10
Emily Clements	Pac-10 All-Academic Team H.M.		All-Pac-10 Freshman Team
Ali Daley	Honorable Mention All-Pac-10	Jade Machado	Pac-10 All-Academic Team
	Austin Regional All-Tournament Team		First-Team ESPN the Magazine Academic All-District
	Pac-10 Player of the Week (Dec. 1)	Jazmin Machado	Pac-10 All-Academic Team
Jessica Fine	AVCA Third-Team All-American	Dicey McGraw	Pac-10 All-Academic Team H.M.
	Volleyball Magazine Honorable Mention All-American	Katie Mills	Pac-10 All-Academic Team H.M.
	AVCA Honorable Mention All-Pacific Region	Sara Sage	All-Pac-10 Freshman Team Hon. Mention
	Honorable Mention All-Pac-10	Nellie Spicer	AVCA First-Team All-American
	Pac-10 All-Academic Team H.M.		Volleyball Magazine First-Team All-American
Amanda Gil	Pacific Region Freshman of the Year		AVCA First-Team All-Pacific Region
	Pac-10 Freshman of the Year		First-Team All-Pac-10

2008 TEAM AWARDS

Highest In-Season GPA	Jazmin Machado	Best Digger	Jessica Fine
Best Server	Jazmin Machado	Best Blocker	Amanda Gil
Best Passer	Jessica Fine	Best Newcomer	Amanda Gil
Best Setter	Nellie Spicer	Most Improved	Sara Sage
Best Hitter	Amanda Gil	Most Valuable Player	Nellie Spicer

JADE MACHADO

**ALI DALEY'S CAREER STATISTICS (2005 STATS AT LONG BEACH STATE)**

YEAR	SP	MP-MS	K	K/S	E	TA	PCT	A	A/S	SA	SA/S	SE	RE	DIG	DIG/S	BS	BA	TOT	BLK/S	BE	BHE	PTS	PTS/S
2005	107	32-30	367	3.43	88	913	.306	14	0.13	20	0.19	34	28	236	2.21	9	44	53	0.50	21	1	418.0	3.91
2006	111	36-26	324	2.92	104	909	.242	36	0.32	13	0.12	25	29	254	2.29	5	68	73	0.66	11	0	376.0	3.39
2007	118	32-32	435	3.69	181	1413	.180	47	0.40	39	0.33	50	41	432	3.66	16	78	94	0.80	11	3	529.0	4.48
2008	114	32-29	353	3.10	111	1133	.214	40	0.35	23	0.20	37	37	340	2.98	15	58	73	0.64	10	0	420.0	3.68
TOTALS	450	132-117	1479	3.29	484	4368	.228	137	0.30	95	0.21	146	135	1262	2.80	45	248	293	0.65	53	4	1743.0	3.87
@ UCLA	343	100-87	1112	3.24	396	3455	.207	123	0.36	75	0.22	112	107	1026	2.99	36	204	240	0.70	32	3	1325.0	3.86

**JESSICA FINE'S CAREER STATISTICS**

YEAR	SP	MP-MS	K	K/S	E	TA	PCT	A	A/S	SA	SA/S	SE	RE	DIG	DIG/S	BS	BA	TOT	BLK/S	BE	BHE	PTS	PTS/S
2004	81	29-2	1	0.01	2	9	-.111	11	0.14	3	0.04	11	4	132	1.63	0	0	0	0.00	0	0	4.0	0.05
2006	4	2-0	0	0.00	0	0	.000	1	0.25	0	0.00	0	0	4	1.00	0	0	0	0.00	0	0	0.0	0.00
2007	101	32-5	3	0.03	2	7	.143	27	0.27	8	0.08	15	23	379	3.75	0	0	0	0.00	0	1	11.0	0.11
2008	122	33-0	2	0.02	1	3	.333	89	0.73	19	0.16	28	15	590	4.84	0	0	0	0.00	0	1	21.0	0.17
TOTALS	308	96-7	6	0.02	5	19	.053	128	0.42	30	0.10	54	42	1105	3.59	0	0	0	0.00	0	2	36.0	0.12

**LAURA HOLLOWAY'S CAREER STATISTICS (2005-06 STATS AT PENN STATE)**

YEAR	SP	MP-MS	K	K/S	E	TA	PCT	A	A/S	SA	SA/S	SE	RE	DIG	DIG/S	BS	BA	TOT	BLK/S	BE	BHE	PTS	PTS/S
2005	70	29-6	88	1.26	33	242	.227	19	0.27	5	0.07	11	8	63	0.90	7	20	27	0.39	3	0	110.0	1.57
2006	15	13-0	7	0.47	0	18	.389	4	0.27	1	0.07	3	3	23	1.53	0	1	1	0.07	0	0	8.5	0.57
2007																							
2008	26	15-4	13	0.50	11	53	.038	0	0.00	1	0.04	1	2	22	0.85	0	1	1	0.04	1	0	14.5	0.56
TOTALS	111	57-10	108	0.97	44	313	.204	23	0.21	7	0.06	15	13	108	0.97	7	22	29	0.26	4	0	133.0	1.20
@ UCLA	26	15-4	13	0.50	11	53	.038	0	0.00	1	0.04	1	2	22	0.85	0	1	1	0.04	1	0	14.5	0.56

**JADE MACHADO'S CAREER STATISTICS**

YEAR	SP	MP-MS	K	K/S	E	TA	PCT	A	A/S	SA	SA/S	SE	RE	DIG	DIG/S	BS	BA	TOT	BLK/S	BE	BHE	PTS	PTS/S
2005	36	14-1	0	0.00	0	0	.000	6	0.17	4	0.11	5	5	40	1.11	0	0	0	0.00	0	1	4.0	0.11
2006	114	37-6	1	0.01	2	12	-.083	20	0.18	16	0.14	16	10	206	1.81	0	0	0	0.00	0	0	17.0	0.15
2007	121	34-6	2	0.02	0	4	.500	45	0.37	10	0.08	4	25	386	3.19	0	0	0	0.00	0	0	12.0	0.10
2008	44	17-7	0	0.00	0	0	.000	7	0.16	2	0.05	1	3	45	1.02	0	0	0	0.00	0	0	2.0	0.05
TOTALS	315	102-20	3	0.01	2	16	.062	78	0.25	32	0.10	26	43	677	2.15	0	0	0	0.00	0	1	35.0	0.11

**NELLIE SPICER'S CAREER STATISTICS**

YEAR	SP	MP-MS	K	K/S	E	TA	PCT	A	A/S	SA	SA/S	SE	RE	DIG	DIG/S	BS	BA	TOT	BLK/S	BE	BHE	PTS	PTS/S
2005	113	31-30	109	0.96	47	297	.209	1426	12.62	32	0.28	60	1	316	2.80	7	69	76	0.67	12	21	182.5	1.61
2006	126	37-37	142	1.13	46	338	.284	1721	13.66	22	0.17	55	1	318	2.52	9	84	93	0.74	12	15	215.0	1.71
2007	120	33-33	143	1.19	44	349	.284	1550	12.92	21	0.17	49	0	368	3.07	7	84	91	0.76	9	9	213.0	1.77
2008	121	33-33	136	1.12	41	336	.283	1303	10.77	17	0.14	39	1	297	2.45	0	72	72	0.60	3	8	189.0	1.56
TOTALS	480	134-133	530	1.10	178	1320	.267	6000	12.50	92	0.19	203	3	1299	2.71	23	309	332	0.69	36	53	799.5	1.66



ALI DALEY



JADE MACHADO



JESSICA FINE



NELLIE SPICER



LAURA HOLLOWAY




2008 SENIOR CLASS (SPICER, DALEY, FINE, MACHADO AND HOLLOWAY)

OVERALL STATISTICS

Overall Statistics			Attack							Set		Serve				Dig		Blocking					Points	
#	Player	SP	MP-MS	K	K/S	E	TA	PCT	A	A/S	SA	SA/S	SE	RE	DIG	DIG/S	BS	BA	TOTAL	BLK/S	BE	BHE	PTS	PTS/S
2	Ali Daley	114	32-29	353	3.10	111	1133	.214	40	0.35	23	0.20	37	37	340	2.98	15	58	73	0.64	10	0	420.0	3.68
7	Dacey McGraw	119	33-21	340	2.86	117	1039	.215	17	0.14	5	0.04	23	5	115	0.97	6	44	50	0.42	2	1	373.0	3.13
10	Amanda Gil	120	33-33	305	2.54	76	701	.327	9	0.08	7	0.06	17	2	70	0.58	23	152	175	1.46	8	2	411.0	3.42
12	Emily Clements	27	10-2	62	2.30	26	145	.248	5	0.19	0	0.00	5	3	11	0.41	0	12	12	0.44	1	0	68.0	2.52
8	Katie Camp	114	33-29	245	2.15	77	578	.291	3	0.03	4	0.04	7	0	32	0.28	7	110	117	1.03	9	1	311.0	2.73
22	Juliane Piggott	46	20-8	91	1.98	57	267	.127	4	0.09	9	0.20	18	3	56	1.22	2	34	36	0.78	5	0	119.0	2.59
4	Sara Sage	78	26-18	102	1.31	48	264	.205	7	0.09	0	0.00	0	1	19	0.24	8	54	62	0.79	6	2	137.0	1.76
1	Nellie Spicer	121	33-33	136	1.12	41	336	.283	1303	10.77	17	0.14	39	1	297	2.45	0	72	72	0.60	3	8	189.0	1.56
11	Katie Mills	14	8-1	12	0.86	2	30	.333	1	0.07	0	0.00	0	0	1	0.07	0	4	4	0.29	1	0	14.0	1.00
9	Laura Holloway	26	15-4	13	0.50	11	53	.038	0	0.00	1	0.04	1	2	22	0.85	0	1	1	0.04	1	0	14.5	0.56
13	Stephanie Nucci	7	6-0	2	0.29	1	4	.250	16	2.29	0	0.00	1	0	2	0.29	0	1	1	0.14	0	1	2.5	0.36
6	Lainey Gera	119	33-11	3	0.03	5	35	-.057	30	0.25	17	0.14	42	12	234	1.97	0	0	0	0.00	0	0	20.0	0.17
20	Jessica Fine	122	33-0	2	0.02	1	3	.333	89	0.73	19	0.16	28	15	590	4.84	0	0	0	0.00	0	1	21.0	0.17
18	Eva Gabrielsen	1	1-0	0	0.00	0	0	.000	0	0.00	0	0.00	0	0	0	0.00	0	0	0	0.00	0	0	0.0	0.00
17	Amber McBenttez	1	1-0	0	0.00	0	0	.000	0	0.00	0	0.00	0	1	2	2.00	0	0	0	0.00	0	0	0.0	0.00
16	Alexa Harper	1	1-0	0	0.00	0	0	.000	1	1.00	1	1.00	1	0	0	0.00	0	0	0	0.00	0	0	1.0	1.00
19	Nikki Casale	7	5-0	0	0.00	0	0	.000	0	0.00	1	0.14	3	0	1	0.14	0	0	0	0.00	0	0	1.0	0.14
24	Jazmin Machado	95	31-2	0	0.00	0	3	.000	16	0.17	22	0.23	14	9	154	1.62	0	0	0	0.00	0	0	22.0	0.23
15	Jade Machado	44	17-7	0	0.00	0	0	.000	7	0.16	2	0.05	1	3	45	1.02	0	0	0	0.00	0	0	2.0	0.05
UCLA		122	33	1666	13.66	573	4591	.238	1548	12.69	128	1.05	237	107	1991	16.32	61	542	332.0	2.72	46	16	2126.0	17.43
OPPONENTS		122	33	1562	12.80	730	4615	.180	1469	12.04	107	0.88	253	128	2031	16.65	80	357	258.5	2.12	54	13	1927.5	15.80

PAC-10 STATISTICS

Pac-10 Statistics		ATTACK							SET		SERVE				DIG		BLOCKING					POINTS		
#	PLAYER	SP	MP-MS	K	K/S	E	TA	PCT	A	A/S	SA	SA/S	SE	RE	DIG	DIG/S	BS	BA	TOTAL	BLK/S	BE	BHE	PTS	PTS/S
2	Ali Daley	68	18-17	211	3.10	62	693	.215	20	0.29	12	0.18	21	22	218	3.21	8	39	47	0.69	6	0	250.5	3.68
7	Dacey McGraw	69	18-12	186	2.70	65	599	.202	9	0.13	2	0.03	9	3	54	0.78	3	25	28	0.41	1	1	203.5	2.95
10	Amanda Gil	72	18-18	175	2.43	54	425	.285	3	0.04	3	0.04	6	1	36	0.50	13	97	110	1.53	4	1	239.5	3.33
12	Emily Clements	14	5-0	31	2.21	16	77	.195	2	0.14	0	0.00	1	0	4	0.29	0	8	8	0.57	1	0	35.0	2.50
8	Katie Camp	67	18-15	143	2.13	51	342	.269	1	0.01	2	0.03	4	0	19	0.28	2	61	63	0.94	5	0	177.5	2.65
22	Juliane Piggott	27	10-4	52	1.93	36	159	.101	3	0.11	5	0.19	10	0	24	0.89	1	19	20	0.74	2	0	67.5	2.50
4	Sara Sage	51	15-12	78	1.53	31	186	.253	4	0.08	0	0.00	0	1	11	0.22	4	40	44	0.86	3	2	102.0	2.00
1	Nellie Spicer	72	18-18	79	1.10	19	198	.303	794	11.03	4	0.06	27	1	176	2.44	0	42	42	0.58	2	7	104.0	1.44
9	Laura Holloway	19	11-2	12	0.63	7	43	.116	0	0.00	1	0.05	1	2	20	1.05	0	1	1	0.05	0	0	13.5	0.71
11	Katie Mills	6	3-0	1	0.17	0	5	.200	0	0.00	0	0.00	0	0	0	0.00	0	1	1	0.17	0	0	1.5	0.25
6	Lainey Gera	70	18-5	3	0.04	4	23	-.043	10	0.14	10	0.14	21	6	137	1.96	0	0	0	0.00	0	0	13.0	0.19
20	Jessica Fine	72	18-0	2	0.03	1	3	.333	54	0.75	10	0.14	16	8	381	5.29	0	0	0	0.00	0	0	12.0	0.17
24	Jazmin Machado	63	18-1	0	0.00	0	1	.000	10	0.16	12	0.19	7	6	110	1.75	0	0	0	0.00	0	0	12.0	0.19
19	Nikki Casale	7	5-0	0	0.00	0	0	.000	0	0.00	1	0.14	3	0	1	0.14	0	0	0	0.00	0	0	1.0	0.14
13	Stephanie Nucci	2	2-0	0	0.00	0	0	.000	1	0.50	0	0.00	0	0	0	0.00	0	0	0	0.00	0	1	0.0	0.00
15	Jade Machado	20	6-4	0	0.00	0	0	.000	2	0.10	2	0.10	0	0	24	1.20	0	0	0	0.00	0	0	2.0	0.10
	UCLA	72	18	973	13.51	346	2754	.228	913	12.68	64	0.89	126	56	1215	16.88	31	333	197.5	2.74	24	12	1234.5	17.15
	OPPONENTS	72	18	947	13.15	416	2773	.191	894	12.42	56	0.78	133	64	1240	17.22	49	215	156.5	2.17	32	5	1159.5	16.10



CATEGORY LEADERS

KILLS PER SET

Ali Daley	3.10 (353)
Dacey McGraw	2.86 (340)
Amanda Gil	2.54 (305)
Emily Clements	2.30 (62)
Katie Camp	2.15 (245)

TOTAL ATTACKS

Ali Daley	1133
Dacey McGraw	1039
Amanda Gil	701
Katie Camp	578
Nellie Spicer	336

HITTING PERCENTAGE (MINIMUM 100 ATT.)

Amanda Gil	.327
Katie Camp	.291
Nellie Spicer	.283
Emily Clements	.248
Dacey McGraw	.215

ASSISTS PER SET

Nellie Spicer	10.77 (1303)
Stephanie Nucci	2.29 (16)
Jessica Fine	0.73 (89)
Ali Daley	0.35 (40)
Lainey Gera	0.25 (30)

SERVICE ACES PER SET

Jazmin Machado	0.23 (22)
Ali Daley	0.20 (23)
Juliane Piggott	0.20 (9)
Jessica Fine	0.16 (19)
Lainey Gera	0.14 (17)
Nellie Spicer	0.14 (17)

DIGS PER SET

Jessica Fine	4.84 (590)
Ali Daley	2.98 (340)
Nellie Spicer	2.45 (297)
Lainey Gera	1.97 (234)
Jazmin Machado	1.62 (154)

BLOCK SOLOS

Amanda Gil	23
Ali Daley	15
Sara Sage	8
Katie Camp	7
Dacey McGraw	6

BLOCK ASSISTS

Amanda Gil	152
Katie Camp	110
Nellie Spicer	72
Ali Daley	58
Sara Sage	54

TOTAL BLOCKS PER SET

Amanda Gil	1.46 (175)
Katie Camp	1.03 (117)
Sara Sage	0.79 (62)
Juliane Piggott	0.78 (36)
Ali Daley	0.64 (73)

POINTS PER SET

Ali Daley	3.68 (420.0)
Amanda Gil	3.42 (411.0)
Dacey McGraw	3.13 (373.0)
Katie Camp	2.73 (311.0)
Juliane Piggott	2.59 (119.0)
Emily Clements	2.52 (68.0)

DATE	OPPONENT	SCORE	SCORE BY SET	OVERALL	PAC-10	TIME	ATT.	KILLS LEADER	DIGS LEADER	BLOCKS LEADER
8/29	vs. Ohio ²	W, 3-0	25-21, 25-22, 25-17	1-0	0-0	1:21	7111	McGraw 13	Fine/Spicer 10	Gil/Spicer 2
8/30	vs. #1 Penn State ²	L, 0-3	22-25, 21-25, 13-25	1-1	0-0	1:28	5824	McGraw 8	Daley 10	Gil 4
8/31	at #12 Hawai'i ²	W, 3-1	23-25, 25-23, 26-24, 30-28	2-1	0-0	2:26	6552	McGraw 15	Daley 14	Camp 9
9/3	at UC Riverside	W, 3-0	25-16, 25-19, 25-16	3-1	0-0	1:24	565	Piggott 14	Gera 12	Camp 5
9/5	at Nevada ³	W, 3-0	25-19, 25-22, 25-18	4-1	0-0	1:23	753	Daley/Gil 8	Fine 7	Gil 8
9/6	vs. Seattle University ³	W, 3-0	25-19, 25-10, 25-20	5-1	0-0	1:15	263	McGraw 11	Fine 6	Camp 5
9/10	at Cal State Fullerton	W, 3-0	25-10, 25-20, 25-19	6-1	0-0	1:23	542	McGraw 12	Fine 14	Gil 6
9/16	at Cal State Northridge	W, 3-0	25-15, 25-16, 25-21	7-1	0-0	1:20	845	Daley/Gil 12	Spicer 9	Gil 9
9/19	vs. Virginia ⁴	W, 3-0	25-17, 25-23, 25-17	8-1	0-0	1:23	219	Camp 13	Fine 14	Gil 3
9/19	vs. Georgetown ⁴	W, 3-0	27-25, 25-16, 25-12	9-1	0-0	1:22	365	Gil 16	Fine/Spicer 10	Camp 3
9/20	at Northwestern ⁴	W, 3-1	25-19, 30-32, 25-22, 25-21	10-1	0-0	2:15	529	Gil 20	Fine 23	Camp 5
9/26	at #5 USC ¹	L, 2-3	26-24, 14-25, 25-20, 14-25, 5-15	10-2	0-1	2:11	4383	Gil 14	Fine 27	Gil 9
10/3	at #11 Oregon ¹	L, 1-3	22-25, 25-23, 17-25, 21-25	10-3	0-2	1:55	1626	Daley 16	Fine 21	Gil 5
10/4	at Oregon State ¹	W, 3-2	25-21, 21-25, 22-25, 25-15, 15-11	11-3	1-2	2:16	1217	Clements 16	Fine 20	Camp 9
10/10	#10 WASHINGTON ¹	L, 2-3	23-25, 25-22, 25-22, 18-25, 11-15	11-4	1-3	2:20	1534	McGRAW 16	FINE 30	GIL 6
10/11	WASHINGTON STATE ¹	W, 3-0	25-22, 25-18, 25-14	12-4	2-3	1:20	701	DALEY 13	FINE 15	GIL 3
10/17	at Arizona ¹	W, 3-1	25-15, 20-25, 25-21, 25-22	13-4	3-3	1:58	878	Gil 15	Fine 29	Piggott 7
10/18	at Arizona State ¹	W, 3-0	25-17, 27-25, 25-17	14-4	4-3	1:27	629	McGraw 14	Fine 22	Camp/Gil/Piggott/Sage/Spicer 2
10/24	#4 CALIFORNIA ¹	L, 2-3	28-30, 25-22, 21-25, 25-21, 13-15	14-5	4-4	2:20	812	CAMP 19	FINE 19	CAMP 6
10/26	#5 STANFORD ¹	L, 1-3	25-22, 14-25, 22-25, 23-25	14-6	4-5	2:10	1094	DALEY 16	FINE 18	SAGE 4
10/31	OREGON STATE ¹	W, 3-0	25-17, 25-16, 25-20	15-6	5-5	1:25	448	DALEY/McGRAW 9	FINE 25	GIL 6
11/1	#7 OREGON ¹	L, 2-3	24-26, 24-26, 25-18, 25-21, 13-15	15-7	5-6	2:25	1138	McGRAW 17	FINE 30	GIL 13
11/7	at Washington State ¹	W, 3-0	25-13, 25-18, 25-17	16-7	6-6	1:11	1407	McGraw 14	Fine 14	Gil/Sage 4
11/9	at #5 Washington ¹	L, 1-3	25-17, 19-25, 18-25, 22-25	16-8	6-7	1:51	2841	Camp 13	Fine 22	Gil 6
11/14	ARIZONA STATE ¹	W, 3-0	25-20, 25-12, 25-11	17-8	7-7	1:20	1278	GIL 13	FINE 14	GIL 6
11/15	ARIZONA ¹	W, 3-0	25-17, 25-18, 25-22	18-8	8-7	1:25	673	DALEY 11	FINE 20	CAMP 4
11/21	at #7 California ¹	L, 2-3	25-17, 24-26, 25-27, 28-26, 13-15	18-9	8-8	2:24	1068	Daley 19	Daley 28	Gil 10
11/22	at #2 Stanford ¹	L, 2-3	15-25, 25-20, 15-25, 26-24, 11-15	18-10	8-9	2:30	3661	Daley 13	Fine 25	Gil 7
11/25	#23 PEPPERDINE	W, 3-1	22-25, 25-20, 25-19, 25-22	19-10	8-9	2:00	792	DALEY 20	FINE 32	CAMP 7
11/28	#11 USC ¹	W, 3-0	25-22, 25-16, 26-24	20-10	9-9	1:40	2117	DALEY 15	DALEY 13	GIL 9
12/5	LSU ⁵	W, 3-1	25-19, 22-25, 25-20, 25-20	21-10	9-9	2:25	1066	McGRAW 13	FINE 18	GIL/SAGE 4
12/6	DUKE ⁵	W, 3-0	25-16, 25-19, 25-17	22-10	9-9	1:28	460	McGRAW 13	FINE 21	CAMP 4
12/12	at #3 Texas ⁶	L, 1-3	11-25, 25-22, 21-25, 21-25	22-11	9-9	1:46	2940	Daley 14	Fine 22	Gil 6

HOME MATCHES IN BOLD CAPS. 1 - Pacific-10 Conference Matches, 2 - Hawaiian Airlines Wahine Volleyball Classic (Honolulu, Hawaii), 3 - Nevada Tournament (Reno, Nev.), 4 - Northwestern Wildcat Classic (Evanston, Ill.), 5 - NCAA First and Second Rounds (Pauley Pavilion), 6 - NCAA Regionals (Austin, Texas)

MISCELLANEOUS STATISTICS

TEAM LEADER IN KILLS

Ali Daley	12
Dacey McGraw	12
Amanda Gil	7
Katie Camp	3
Emily Clements	1
Juliane Piggott	1

DOUBLE FIGURES IN KILLS

Ali Daley	21
Dacey McGraw	20
Amanda Gil	12
Katie Camp	10
Juliane Piggott	2
Emily Clements	1

20+ KILLS MATCHES

Ali Daley	1
Amanda Gil	1

TEAM LEADER IN ATTACKS

Ali Daley	17
Dacey McGraw	14
Emily Clements	1
Juliane Piggott	1

TEAM LEADER IN ASSISTS

Nellie Spicer	33
---------------	----

60+ ASSISTS MATCHES

Nellie Spicer	1
---------------	---

50+ ASSISTS MATCHES

Nellie Spicer	5
---------------	---

TEAM LEADER IN ACES

Ali Daley	10
-----------	----

Jessica Fine	10
--------------	----

Jazmin Machado	10
Lainey Gera	7
Nellie Spicer	6
Amanda Gil	3
Dacey McGraw	3
Katie Camp	1
Nikki Casale	1
Juliane Piggott	1

3+ SERVICE ACES MATCHES

Ali Daley	2
Jazmin Machado	2
Lainey Gera	1
Nellie Spicer	1

TEAM LEADER IN DIGS

Jessica Fine	27
Ali Daley	4
Nellie Spicer	3
Lainey Gera	1

DOUBLE FIGURES IN DIGS

Jessica Fine	27
Nellie Spicer	17
Ali Daley	16
Lainey Gera	6
Jazmin Machado	4
Dacey McGraw	1

30+ DIGS MATCHES

Jessica Fine	3
--------------	---

20+ DIGS MATCHES

Jessica Fine	15
Ali Daley	1

TEAM LEADER IN BLOCKS

Amanda Gil	21
Katie Camp	11
Sara Sage	4
Juliane Piggott	2
Nellie Spicer	2

DOUBLE FIGURES IN BLOCKS

Amanda Gil	2
------------	---

5+ BLOCKS MATCHES

Amanda Gil	19
Katie Camp	9
Juliane Piggott	3
Ali Daley	2
Sara Sage	2
Nellie Spicer	2
Emily Clements	1

TEAM LEADER IN POINTS

Ali Daley	11
Amanda Gil	11
Dacey McGraw	7
Katie Camp	4
Emily Clements	1
Juliane Piggott	1

20+ POINTS MATCHES

Ali Daley	2
Amanda Gil	2
Katie Camp	1

DOUBLE-DOUBLES

Nellie Spicer	17
Ali Daley	14
Amanda Gil	1
Dacey McGraw	1

2008 UCLA RECORD ...

Overall:	22-11	Leading in Hitting Pct:	22-2
At Home:	8-4	Trailing in Hitting Pct:	0-9
On Road:	10-6	Hitting .300 or Better:	10-0
At Neutral Sites:	4-1	Hitting .251-.299:	3-3
vs. Pac-10:	9-9	Hitting .200-.250:	8-3
vs. Pac-10 at Home:	5-4	Hitting .151-.199:	0-1
vs. Pac-10 on Road:	4-5	Hitting .150 or Below:	1-4
vs. NCAA Tournament Teams:	5-11	Opponent Hits .300 or Better:	0-1
vs. Ranked Teams:	3-11	Opponent Hits .251-.299:	0-5
In Three Games:	16-1	Opponent Hits .200-.250:	3-3
In Four Games:	5-4	Opponent Hits .151-.199:	7-2
In Five Games:	1-6	Opponent Hits .150 or Below:	12-0
On Tuesday:	2-0	Leading in Service Aces:	14-3
On Wednesday:	2-0	Trailing in Service Aces:	7-5
On Friday:	10-6	Tied in Service Aces:	1-3
On Saturday:	7-3	Leading in Digs:	16-1
On Sunday:	1-2	Trailing in Digs:	5-9
When Winning Game 1:	20-4	Tied in Digs:	1-1
When Losing Game 1:	2-7	Leading in Blocks:	15-3
When Winning Game 2:	18-5	Trailing in Blocks:	3-7
When Losing Game 2:	4-6	Tied in Blocks:	4-1
When Winning Game 3:	21-3		
When Losing Game 3:	1-8		
When Winning Game 4:	6-4		
When Losing Game 4:	0-6		
In Game 5:	1-6		
Leading in Kills:	19-2		
Trailing in Kills:	3-9		
Leading in Errors:	3-6		
Trailing in Errors:	19-3		
Tied in Errors:	0-2		

2008 ATTENDANCE

	DATES	TOTAL	AVG
Home:	12	12,113	1,009
Road:	16	30,436	1,902
Neutral:	5	13,782	2,756
Pac-10 Total:	18	27,505	1,528
Pac-10 Home:	9	9,795	1,088
Pac-10 Road:	9	17,710	1,968
Overall Total:	33	56,331	1,707



2008 INDIVIDUAL AND TEAM MATCH HIGHS

INDIVIDUAL	STATISTIC	TEAM
.733 (11-0-15), Katie Camp vs. Washington State (Oct. 11)	HITTING PERCENTAGE (K-E-TA) (MIN. 10 KILLS)	.400 (42-8-85), at Cal State Northridge (Sept. 16)
.722 (13-0-18), Katie Camp vs. Virginia (Sept. 19)		.359 (46-9-103), vs. Virginia (Sept. 19)
20, Amanda Gil at Northwestern (Sept. 20)	KILLS	73, vs. Washington (Oct. 10)
20, Ali Daley vs. Pepperdine (Nov. 25)		70, at Northwestern (Sept. 20), vs. California (Oct. 24) and vs. Oregon (Nov. 1)
16, Amanda Gil vs. Georgetown (Sept. 19)	KILLS (3 SETS)	56, at Arizona State (Oct. 18)
15, Ali Daley vs. USC (Nov. 28)		48, vs. Georgetown (Sept. 19)
20, Amanda Gil at Northwestern (Sept. 20)	KILLS (4 SETS)	70, at Northwestern (Sept. 20)
20, Ali Daley vs. Pepperdine (Nov. 25)		63, at Hawai'i (Aug. 31)
19, Katie Camp vs. California (Oct. 24)	KILLS (5 SETS)	73, vs. Washington (Oct. 10)
19, Ali Daley at California (Nov. 21)		70, vs. California (Oct. 24) and vs. Oregon (Nov. 1)
65, Ali Daley at California (Nov. 21)	TOTAL ATTACKS	202, vs. Washington (Oct. 10)
65, Ali Daley vs. Pepperdine (Nov. 25)		202, at California (Nov. 21)
39, Dacey McGraw at Arizona State (Oct. 18)	TOTAL ATTACKS (3 SETS)	129, at Arizona State (Oct. 18)
36, Dacey McGraw vs. Penn State (Aug. 30) and vs. Duke (Dec. 6)		127, vs. Duke (Dec. 6)
65, Ali Daley vs. Pepperdine (Nov. 25)	TOTAL ATTACKS (4 SETS)	181, at Northwestern (Sept. 20)
58, Ali Daley vs. Stanford (Oct. 26)		166, vs. Pepperdine (Nov. 25)
65, Ali Daley at California (Nov. 21)	TOTAL ATTACKS (5 SETS)	202, vs. Washington (Oct. 10)
59, Ali Daley at Stanford (Nov. 22)		202, at California (Nov. 21)
61, Nellie Spicer vs. Washington (Oct. 10)	ASSISTS	71, vs. Washington (Oct. 10)
58, Nellie Spicer vs. Oregon (Nov. 1)		66, vs. California (Oct. 24)
41, Nellie Spicer vs. Washington State (Oct. 11)	ASSISTS (3 SETS)	47, at Arizona State (Oct. 18)
41, Nellie Spicer at Arizona State (Oct. 18)		46, vs. Georgetown (Sept. 19)
51, Nellie Spicer at Arizona (Oct. 17)	ASSISTS (4 SETS)	62, at Northwestern (Sept. 20)
47, Nellie Spicer at Northwestern (Sept. 20)		56, at Hawai'i (Aug. 31) and at Arizona (Oct. 17)
61, Nellie Spicer vs. Washington (Oct. 10)	ASSISTS (5 SETS)	71, vs. Washington (Oct. 10)
58, Nellie Spicer vs. Oregon (Nov. 1)		66, vs. California (Oct. 24)
32, Jessica Fine vs. Pepperdine (Nov. 25)	DIGS	90, at Stanford (Nov. 22)
30, Jessica Fine vs. Washington (Oct. 10) and vs. Oregon (Nov. 1)		88, vs. Washington (Oct. 10)
25, Jessica Fine vs. Oregon State (Oct. 31)	DIGS (3 SETS)	63, vs. Duke (Dec. 6)
22, Jessica Fine at Arizona State (Oct. 18)		60, vs. Arizona State (Nov. 14)
32, Jessica Fine vs. Pepperdine (Nov. 25)	DIGS (4 SETS)	84, vs. Pepperdine (Nov. 25)
29, Jessica Fine at Arizona (Oct. 17)		79, at Arizona (Oct. 17)
30, Jessica Fine vs. Washington (Oct. 10)	DIGS (5 SETS)	90, at Stanford (Nov. 22)
30, Jessica Fine vs. Oregon (Nov. 1)		88, vs. Washington (Oct. 10)
4, Ali Daley vs. Seattle University (Sept. 6)	SERVICE ACES	12, vs. Seattle University (Sept. 6)
4, Nellie Spicer vs. Virginia (Sept. 19) and Jazmin Machado vs. Arizona (Nov. 15)		8, vs. Virginia (Sept. 19)
13 (2-11), Amanda Gil vs. Oregon (Nov. 1)	BLOCKS (BS-BA)	18.5, at Hawai'i (Aug. 31)
10 (1-9), Amanda Gil at California (Nov. 21)		17.0, at Oregon State (Oct. 4) and at California (Nov. 21)

MATCH-BY-MATCH KILLS-ACES-DIGS-BLOCKS

OPP	DATE	#1 SPICER	#2 DALEY	#4 SAGE	#6 GERA	#7 MCGRAW	#8 CAMP	#9 HOLLOWAY	#10 GIL	#12 CLEMENTS	#15 MACHADO	#20 FINE	#22 PIGGOTT	#24 MACHADO
OHIO	Aug. 29	0-1-10-2-32	10-0-3-1	DNP	0-0-2-0	13-0-6-0	2-0-1-1	DNP	7-0-4-2	6-0-0-0	0-0-0-0	0-1-10-0	0-0-1-1	0-3-2-0
PSU	Aug. 30	5-0-2-3-18	5-0-10-1	DNP	0-0-8-0	8-0-7-0	0-0-0-0	DNP	5-0-1-4	4-0-3-0	0-0-1-0	0-0-9-0	0-0-4-1	0-0-2-0
HAW	Aug. 31	8-1-11-3-45	12-0-14-4	DNP	0-0-13-0	15-0-0-2	8-0-1-9	DNP	12-1-1-8	4-0-2-2	0-0-2-0	0-0-8-0	0-0-1-5	0-0-1-0
UCR	Sept. 3	2-1-5-1-34	DNP	0-0-0-0	0-2-12-0	6-0-2-3	12-0-3-5	DNP	2-1-0-1	8-0-1-1	0-0-6-0	0-0-7-0	14-1-9-0	0-0-0-0
NEV	Sept. 5	5-0-4-4-31	8-0-6-2	DNP	0-1-3-0	7-1-2-1	2-0-0-3	DNP	8-0-2-8	DNP	0-0-2-0	0-1-7-0	5-0-1-1	0-1-2-0
SEA	Sept. 6	3-1-1-3-20	3-4-5-0	0-0-0-0	0-2-3-0	11-0-4-0	10-2-3-5	0-0-0-0	3-0-0-1	DNP	0-0-1-0	0-1-6-0	3-1-3-2	0-0-0-0
CSF	Sept. 10	2-1-9-2-34	8-2-6-2	1-0-0-0	0-0-1-0	12-0-3-1	4-0-0-1	DNP	9-0-6-6	DNP	0-0-4-0	0-0-14-0	5-0-6-3	DNP
CSUN	Sept. 16	2-0-9-4-33	12-0-6-4	0-0-0-1	0-0-3-0	7-0-3-3	5-0-1-6	1-0-0-0	12-0-1-9	DNP	0-0-0-0	0-1-8-0	3-0-3-2	DNP
UVA	Sept. 19	3-4-6-0-37	7-1-7-1	0-0-0-0	0-0-7-0	12-0-4-2	13-0-0-1	0-0-2-0	7-0-0-3	DNP	0-0-2-0	0-1-14-0	4-2-4-1	0-0-0-0
GEO	Sept. 19	3-0-10-1-33	7-0-5-2	3-0-0-0	0-1-4-0	10-1-6-1	8-0-1-3	DNP	16-0-1-0	DNP	0-0-2-0	0-1-10-0	1-0-0-0	0-1-0-0
NU	Sept. 20	7-1-13-0-47	14-0-11-3	5-0-5-2	0-1-4-0	16-1-10-1	8-0-0-5	0-0-0-0	20-0-4-4	DNP	0-0-1-0	0-1-23-0	DNP	0-2-1-0
USC	Sept. 26	3-0-9-6-42	11-0-15-2	DNP	0-1-9-0	11-0-5-1	2-0-0-3	0-0-0-0	14-0-4-9	1-0-0-0	0-0-6-0	0-0-27-0	7-0-3-2	0-0-0-0
ORE	Oct. 3	5-0-15-2-40	16-2-9-3	1-0-0-2	0-0-4-0	9-0-3-2	7-0-0-4	DNP	5-0-2-5	5-0-0-2	0-1-6-0	0-0-21-0	2-0-0-0	0-0-0-0
OSU	Oct. 4	4-0-14-3	3-0-8-2	DNP	0-0-9-0	0-0-1-1	10-0-2-9	3-1-9-0	9-0-1-8	16-0-3-6	0-0-2-0	0-2-20-0	8-0-1-5	0-1-6-0
WASH	OCT. 10	8-1-13-2-61	14-0-13-1	DNP	0-0-11-0	16-0-5-1	4-0-1-2	1-0-1-0	13-0-4-6	3-0-0-0	0-0-6-0	0-1-30-0	14-0-2-2	0-1-2-0
WSU	OCT. 11	1-0-3-1-41	13-1-12-1	2-0-0-1	1-0-6-0	8-0-1-1	11-0-0-2	DNP	9-0-1-3	DNP	0-1-4-0	0-2-15-0	2-2-3-1	0-1-1-0
ARIZ	Oct. 17	2-0-14-1-51	14-3-17-1	3-0-0-2	0-0-5-0	13-0-2-3	1-0-0-4	DNP	15-0-2-5	DNP	DNP	0-0-29-0	9-2-5-7	0-0-5-0
ASU	Oct. 18	8-0-6-2-41	10-1-9-1	3-0-0-2	1-0-1-0	14-0-5-1	4-0-1-2	DNP	11-0-1-2	DNP	DNP	0-1-22-0	5-0-4-2	0-0-7-0
CAL	OCT. 24	4-0-12-3-57	17-0-17-4	7-0-1-3	0-0-9-0	14-0-4-1	19-2-4-6	0-0-0-0	9-0-0-5	DNP	DNP	0-0-19-0	DNP	0-0-1-0
STAN	OCT. 26	3-1-12-0-44	16-0-13-1	6-0-1-4	0-2-8-0	10-2-3-2	7-0-2-1	0-0-2-0	12-0-0-3	DNP	DNP	0-0-18-0	DNP	0-0-5-0
OSU	OCT. 31	3-1-5-2-35	9-0-7-4	8-0-0-4	0-0-6-0	9-0-1-1	6-0-1-3	DNP	8-0-2-6	DNP	DNP	1-1-25-0	DNP	0-0-7-0
ORE	NOV. 1	4-0-12-4-58	12-0-12-5	6-0-1-2	0-1-6-0	17-0-1-1	16-0-1-4	0-0-0-0	13-1-1-13	DNP	DNP	1-0-30-0	DNP	0-2-13-0
WSU	Nov. 7	6-1-5-0-37	8-2-12-2	5-0-1-4	0-1-8-0	14-0-2-3	6-0-0-3	DNP	7-1-1-4	DNP	DNP	0-0-14-0	0-1-1-0	0-0-10-0
WASH	Nov. 9	6-0-7-3-46	7-0-7-1	8-0-1-3	0-0-11-0	10-0-3-0	13-0-1-3	0-0-0-0	6-1-2-6	DNP	DNP	0-0-22-0	5-0-5-1	0-1-11-0
ASU	NOV. 14	1-0-10-1-39	3-0-3-4	5-0-0-4	0-0-6-0	9-0-4-3	11-0-2-3	5-0-7-1	13-0-4-6	DNP	DNP	0-1-14-0	DNP	0-0-9-0
ARIZ	NOV. 15	5-0-7-0-31	11-0-5-2	7-0-3-2	1-0-6-0	5-0-1-1	5-0-1-4	DNP	7-0-5-3	DNP	DNP	0-1-20-0	DNP	0-4-6-0
CAL	Nov. 21	6-0-8-6-51	19-0-28-7	9-0-1-3	0-3-7-0	10-0-6-0	8-0-2-5	1-0-0-0	9-0-4-10	DNP	DNP	0-0-18-0	0-0-0-0	0-2-9-0
STAN	Nov. 22	4-0-13-3-43	13-2-18-4	4-0-0-5	0-1-19-0	12-0-4-4	5-0-1-1	0-0-0-0	11-0-0-7	6-0-1-0	DNP	0-1-25-0	DNP	0-0-9-0
PEP	NOV. 25	2-2-10-3-44	20-1-9-3	6-0-1-6	0-0-17-0	5-0-1-1	12-0-0-7	DNP	9-0-5-6	DNP	DNP	0-1-32-0	DNP	0-1-9-0
USC	NOV. 28	6-0-11-3-33	15-1-13-2	4-0-2-3	0-1-6-0	5-0-3-2	8-0-0-4	2-0-1-0	4-0-2-9	DNP	0-0-0-0	0-0-12-0	DNP	0-0-9-0
LSU	DEC. 5	7-1-15-1-41	12-0-17-2	2-0-2-4	0-0-5-0	13-0-4-1	3-0-1-1	DNP	8-1-5-4	9-0-1-1	DNP	0-0-18-0	DNP	0-1-8-0
DUKE	DEC. 6	5-0-11-0-35	10-2-9-1	4-0-0-3	0-0-7-0	13-0-1-3	7-0-2-4	DNP	6-1-1-3	DNP	DNP	0-0-21-0	DNP	0-0-11-0
TEX	Dec. 12	3-0-5-3-25	14-1-14-0	3-0-0-2	0-0-8-0	6-0-8-3	8-0-0-3	DNP	6-0-3-6	DNP	DNP	0-1-22-0	DNP	0-1-8-0

- Spicer's totals include assists in fifth category • #11 Katie Mills appeared in eight matches (OHIO: 0-0-0-0; PSU: 2-0-0-0; UCR: 2-0-0-0; NEV: 2-0-1-3; SEA: 5-0-0-0; STAN: 0-0-0-0; ORE: 1-0-0-1; ASU: 0-0-0-0)
- #13 Stephanie Nucci appeared in six matches - totals include assists in fifth category (UCR: 0-0-0-1-0; SEA: 1-0-1-0-8; GEO: 0-0-1-0-3; at USC: 0-0-0-0-0; at ASU: 0-0-0-0-1; TEX: 1-0-0-0-4)
- #16 Alexa Harper appeared in one match (SEA: 0-1-0-0) • #17 Amber McBentex appeared in one match (CSF: 0-0-2-0) • #18 Eva Gabrielsen appeared in one match (CSF: 0-0-0-0)
- #19 Nikki Casale appeared in five matches (at ARIZ: 0-0-0-0; at ASU: 0-1-0-0; ORE: 0-0-0-0; ASU: 0-0-1-0; at STAN: 0-0-0-0) • **HOME MATCHES IN BOLD CAPS**